



Epidemiology Unit

Ministry of Health

231, De Saram Place, Colombo 10, Sri Lanka

Tele: (+94 11) 2695112, 2681548, 4740490, 4740491, 4740492 Fax: (+94 11) 2696583 E-mail: chepid@slt.net.lk, epidunit@slt.net.lk Web: www.epid.gov.lk

Coronavirus disease 2019 (COVID-19) - Situation Report – 3.5.2022 – 10 a.m

An outbreak of pneumonia of unknown reason was first reported on 31st December 2019 from Wuhan City in Hubei Province of China. On 7th Jan 2020, it was diagnosed as “Novel Corona Virus”. On 30/01, WHO has declared it as a Public Health Emergency of International Concern (PHEIC). On 11/02/2020 the WHO renamed the disease as COVID-19 and on 11/03/2020 declared as pandemic. The incubation period is reported as 2-14 days.

New Cases reported for the last 24 Hrs	35
---	-----------



Number inward/waiting to admit/home based as at yesterday- 10 am	COVID 19 Positive – last 24H	Discharged from the hospital /home– last 24H	Number of deaths reported – last 24H	Number inward/waiting to admit/home-based as at today-10 am
739	35	2	0	772

Local Situation

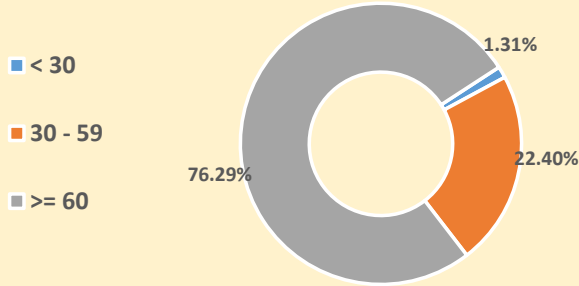
Total Number Confirmed	663408
Imported Cases <i>(Returnees from other countries)</i>	
Foreigners	328
Sri Lankans	7242
Local Cases	
Navy & their close contacts	950
Kandakadu cluster & their close contacts	651
Minuwangoda Cluster	3059
Fish Market\ Harbour Cluster	82785
Prison cluster	9154
New Year Cluster	483090
From January 1 st 2022 to date	75836
Others	313

Total Number Confirmed	663408
Total Number Recovered	646131
Total Number of Deaths	16505
Hospitalized/waiting to admit/ home-based – today 10 am	772
Suspected – today 10 am	100

COVID-19 Vaccination				
AstraZeneca Vaccine				
	1st dose	1,479,631		
	2nd dose	1,418,593		
Sinopharm Vaccine				
	1st dose	12,048,690		
	2nd dose	11,178,935		
Sputnik V				
	1st dose	159,110		
	2nd dose	155,812		
Pfizer				
	1st dose	2,571,802		
	2nd dose	915,970		
	Booster dose	7,967,433		
Moderna				
	1st dose	804,801		
	2nd dose	787,361		
**COVID-19 - PCR Positives				
District	1 st wave	2 nd wave	3 rd wave	Total
Colombo	174	32123	106982	139279
Gampaha	51	18483	95887	114421
Kalutara	72	6986	51187	58245
Kandy	19	5710	16466	22195
Kurunagala	30	3191	28277	31498
Galle	4	2645	42997	45646
Ratnapura	9	3654	20036	23699
Matara	4	1544	21627	23175
Matale	5	1214	14310	15529
Nuwara Eliya	2	1259	11059	12320
Kegalle	10	1770	11621	13401
Jaffna	16	1441	10872	12329
Badulla	4	1358	13270	14632
Puttalam	39	1024	14107	15170
Anuradhapura	31	820	14204	15055
Hambantota	3	710	19369	20082
Trincomalee	4	651	3722	4377
Monaragala	6	545	14672	15223
Polonnaruwa	10	475	4763	5248
Ampara	9	498	13565	14072
Kalmunai	18	1296	3910	5224
Batticaloa	1	699	9169	9869
Vavuniya	2	623	3039	3664
Mullaitivu	0	278	1987	2265
Kilinochchi	0	250	9766	10016
Mannar	0	379	2147	2526

COVID 19 Deaths	16505
	9317
	7188

Age Distribution of Deaths



Number of COVID -19 suspected patients reported for the last 24 hours 100

Hospital	Today 10am		
	SL	Forei.	Total
NIID	0	0	0
NHSL	17	0	17
TH Ragama	10	0	10
TH Karapitiya	17	0	17
TH A'pura	0	0	0
TH Kurun.	0	0	0
TH Jaffna	0	0	0
NH Kandy	0	0	0
TH Batti.	0	0	0
DGH Gampaha	12	0	12
DGH Negombo	25	0	25
TH Rathn.	0	0	0
PGH Badulla	0	0	0
LRH	3	0	3
DMH	1	0	1
DGH Polon'wa	3	0	3
TH Kalubowila	0	0	0
Castle St TH	0	0	0
BH Hambanthota	0	0	0
BH Mona'gala	6	0	6
BH Welikanda	0	0	0
DGH Kaluthara	0	0	0
Chest H. Welisara	0	0	0
Colombo East Base Hospital	0	0	0
G.H. Chilaw	2	0	2
G.H. Matara	0	0	0
KDU Hospital	0	0	0
G.H. Vavunia	0	0	0
B.H. Marawila	0	0	0
S.J.Pura TH	0	0	0
BH Theldeniya	0	0	0
BH Tangalle	0	0	0
NIMH	4	0	4
Total	100	0	100

