



Epidemiology Unit Ministry of Health

231, De Saram Place, Colombo 10, Sri Lanka

Tele: (+94 11) 2695112, 2681548, 4740490, 4740491, 4740492 Fax: (+94 11) 2696583 E-mail: chepid@slt.net.lk, epidunit@slt.net.lk Web: www.epid.gov.lk

Coronavirus disease 2019 (COVID-19) - Situation Report – 02.05.2021– 10 a.m.

An outbreak of pneumonia of unknown reason was first reported on 31st December 2019 from Wuhan City in Hubei Province of China. On 7th Jan 2020, it was diagnosed as “Novel Corona Virus”. On 30/01, WHO has declared it as a Public Health Emergency of International Concern (PHEIC). On 11/02/2020 the WHO renamed the disease as COVID-19 and on 11/03/2020 declared as pandemic. The incubation period is reported as 2-14 days.

Patients identified in last 24H	
Total Confirmed	1716
Returnees (+ close contacts) from other countries	Sri Lankans 16 Foreigners 1
Kandakadu Rehab. Center detainees and their contacts	0
Hospital samples (admitted with clinical signs/symptoms)	0
New Year Cluster	1697
Prison cluster	2

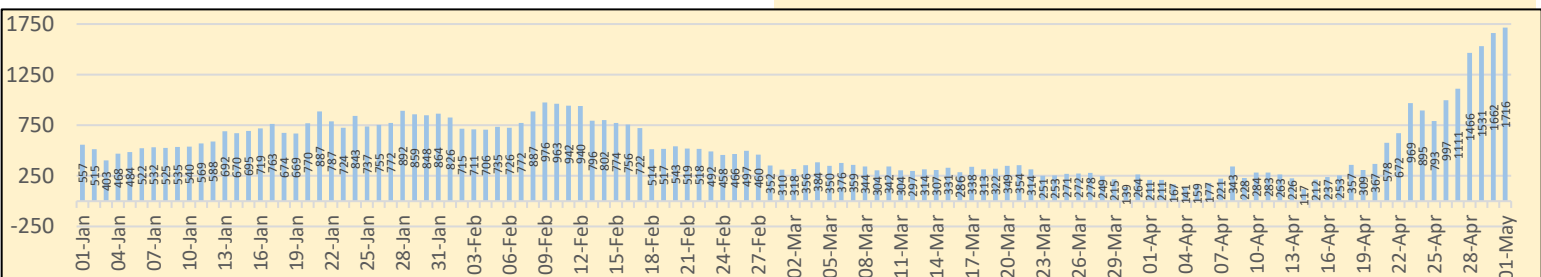
Details of COVID 19 diagnosed patients – Last 24H				
Number inward as at yesterday-10 am	COVID 19 Positive - last 24H	Discharged from the hospital - last 24H	Number of deaths - last 24H	Number inward as at today-10 am
10990	1716	764	9	11933

Local Situation

Total Number Confirmed		109862
Imported Cases (Returnees from other countries)	Foreigners	298
	Sri Lankans	3579
Local Cases	Navy & their close contacts	950
	Kandakadu cluster & their close contacts	651
	Minuwangoda Cluster	3059
	Fish Market\ Harbour Cluster	82785
	Prison cluster	4825
	New Year Cluster	13402
	Others	313

Total Number Confirmed	109862
Total Number Recovered	97242
Total Number of Deaths	687
Confirmed and hospitalized - today 10 am	11933

Suspected and hospitalized - today 10 am	1108
---	-------------





COVID-19 Vaccination	1 st Dose	2 nd Dose
Covishield Vaccine	925242	85653
Sinopharm Vaccine (Chinese Nationals)	2865	2435

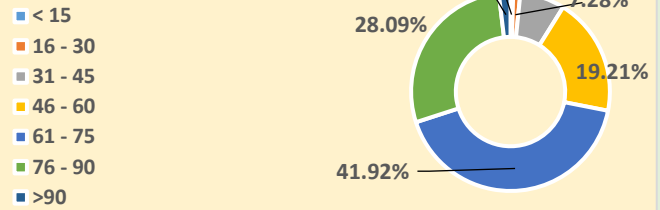
Country	Cumulative Cases per 1 million population	COVID-19 deaths per 1 million population
Sri Lanka	5039	31
India	12290	139
Singapore	10421	5
Australia	1163	36
South East Asian Region	9877	126

HEALTH DISTRICT	Count
COLOMBO	33203
GAMPAHA	20575
PUTTALAM	1704
KALUTARA	7956
ANURADHAPURA	737
KANDY	4746
KURUNEGALA	4707
POLONNARUWA	324
JAFFNA	1441
RATNAPURA	3214
KEGALLE	1804
MONERAGALA	993
KALMUNAI	1314
MATALE	1612
GALLE	2986
AMPARA	400
BADULLA	1658
MATARA	2013
BATTICOLOA	611
HAMBANTOTA	932
VAVUNIA	471
TRINCOMALEE	745
NUWARAELIYA	1713
KILINOCHCHI	151
MANNAR	305
MULLATIVU	69

Note: Considered only the individuals who contracted the disease from the districts

COVID 19 Deaths	687
	436
	251

Age distribution of deaths



Number of COVID -19 suspected patients -1108						
Hospital	Total suspected up to			Today 10am		
	SL	Forei.	Total	SL	Forei.	Total
NIID	1385	76	1461	9	0	9
NHSL	42753	16	42769	24	0	24
TH Ragama	4496	5	4501	51	0	51
TH Karapitiya	1369	27	1396	-	0	-
TH A'pura	2913	2	2915	17	0	17
TH Kurun.	2520	1	2521	56	0	56
TH Jaffna	590	2	592	3	0	3
NH Kandy	2213	6	2219	68	0	68
TH Batti.	745	0	745	15	0	15
DGH Gampaha	1348	4	1352	16	0	16
DGH Negombo	2629	15	2644	30	0	30
TH Rathn.	1224	0	1224	14	0	14
PGH Badulla	679	2	681	27	0	27
LRH	504	0	504	4	0	4
DMH	2748	1	2749	3	0	3
DGH Polon'wa	2545	6	2551	17	0	17
TH Kalubowila	2383	5	2388	41	0	41
Castle St TH	833	0	833	2	0	2
BH Hambanthota	385	2	387	0	0	0
BH Mona'gala	771	0	771	21	0	21
BH Welikanda	69	1	70	0	0	0
DGH Kaluthara	1707	2	1709	21	0	21
Chest H. Welisara	2669	2	2671	50	0	50
Colombo East Base	335	0	335	6	0	6
G.H. Chilaw	7829	1	7830	20	0	20
G.H. Matara	241	2	243	0	0	0
KDU Hospital	16995	0	16995	117	0	117
G.H. Vavunia	376	0	376	0	0	0
B.H. Marawila	791	1	792	2	0	2
S.J.Pura TH	23711	2	23713	411	0	411
BH Theldeniya	171	0	171	7	0	7
BH Tangalle	99	1	100	4	0	4
NIMH	1199	0	1199	52	0	52
Total	Incorrect to total as transfers counts in both the institutions			1108	0	1108

Source: Epidemiology Unit, Disease Surveillance System

	Inward Today 10am			Discharged during last		
	SL	Forei	Total	SL	Foreign	Total
NIID	149	0	149	25	0	25
BH Welikanda	92	0	92	5	0	5
Iranawila Hospital	62	0	62	1	0	1
BH Minuwangoda	37	0	37	22	0	22
Colombo East Base Hospital	96	0	96	0	0	0
TH Anuradhapura	93	0	93	9	0	9
Neville F'do hospital	328	0	328	34	0	34
DGH Hambanthota	218	0	218	14	0	14
DH Rambukkana	53	0	53	20	0	20
Kamburugamuwa	158	0	158	4	0	4
Kathankudy Hospital	64	0	64	0	0	0
BH Theldeniya	121	0	121	5	0	5
BH Homagama	172	0	172	8	0	8
BH Galgamuwa	0	0	0	0	0	0
DH Abanpola	40	0	40	7	0	7
DH Lunawa	105	0	105	5	0	5
DH Ingiriya	37	0	37	0	0	0
DH Kosgama	62	0	62	12	0	12
DH Dankotuwa	70	0	70	5	0	5
DH Divulapitiya	94	0	94	0	0	0
DH Laggala Pallegama	86	0	86	52	0	52
DH Dompe	35	0	35	5	0	5
DH Pimbura	58	0	58	6	0	6
DH Karadiyanaru	104	0	104	0	0	0
DH Radawana	42	0	42	3	0	3
Ichchilampattu Hospital	65	0	65	20	0	20
DH Padiyathalawa	53	0	53	0	0	0
NHRD (Welisara)	0	0	0	0	0	0
DH Palamune	83	0	83	0	0	0
DH Undugoda	120	0	120	2	0	2
DH Narammala	61	0	61	13	0	13
DH Iththepana	32	0	32	7	0	7
DH Mathugama	54	0	54	2	0	2
DH Bandaragama	34	0	34	3	0	3
DH Nochchiyagama	42	0	42	3	0	3
DH Nawagamuwa	32	0	32	4	0	4
DH Bandarawela	46	0	46	0	0	0
DH Haguranketha	34	0	34	2	0	2
DH Beligala	53	0	53	0	0	0
DH Katugasthota	31	0	31	0	0	0
Army Hospital Panagoda	16	0	16	0	0	0
SLAF BH Katunayake	35	0	35	0	0	0
NIMH	14	0	14	2	0	2
Galuwapokuna Treat. Centre	96	0	96	0	0	0
Kandakadu treatment Centre	0	0	0	0	0	0
Gallela treatment Centre	0	0	0	0	0	0
Punani treatment Centre	728	0	728	2	0	2
Embilipitiya treatment Centre	207	0	207	23	0	23
Kahagolla treat. Centre	151	0	151	6	0	6
Samanalawewa treatment Centre	0	0	0	0	0	0
Rehabilitation Centre Ampara	242	0	242	0	0	0
Kahawatta treat. Centre	0	0	0	0	0	0
Wathupitiwela Treat. Centre	126	0	126	17	0	17
Bingiriya treat. Centre	522	0	522	158	0	158
Rambukkana treat. Centre	257	0	257	0	0	0
Poigolla treatment Centre	0	0	0	0	0	0
Yakkala treatment Centre	104	0	104	12	0	12
Kopal treatment Centre	404	0	404	0	0	0
Police training school Kalutara	0	0	0	0	0	0
Karandeniya treatment Centre	132	0	132	9	0	9
Panideniya treat. Centre	310	0	310	12	0	12
Darga town treatment Centre	27	0	27	24	0	24
BH Warakapola	187	0	187	50	0	50
Krishnapuram Treatment Center - Kilinochchi	129	0	129	0	0	0
Dambadeniya Treat. Centre	352	0	352	41	0	41
Hikkaduwa Treat. Centre	236	0	236	0	0	0
Welligama Treat. Centre	85	0	85	17	0	17
Giriulla Treat. Centre	381	0	381	64	0	64
Bidunwewa Treat. Centre	211	0	211	14	0	14
Koggala Beach Hotel	143	0	143	0	0	0
Hikkaduwa Super Corel-ICC	0	0	0	0	0	0
Habaraduwa treat. Centre	0	0	0	0	0	0
Hanthana treat. Centre	77	0	77	15	0	15
Kundasale treat. centre	12	0	12	0	0	0