



Epidemiology Unit Ministry of Health

231, De Saram Place, Colombo 10, Sri Lanka

Tele: (+94 11) 2695112, 2681548, 4740490, 4740491, 4740492 Fax: (+94 11) 2696583 E-mail: chepid@slt.net.lk, epidunit@slt.net.lk Web: www.epid.gov.lk

Coronavirus disease 2019 (COVID-19) - Situation Report – 01.06.2021– 10 a.m.

An outbreak of pneumonia of unknown reason was first reported on 31st December 2019 from Wuhan City in Hubei Province of China. On 7th Jan 2020, it was diagnosed as “Novel Corona Virus”. On 30/01, WHO has declared it as a Public Health Emergency of International Concern (PHEIC). On 11/02/2020 the WHO renamed the disease as COVID-19 and on 11/03/2020 declared as pandemic. The incubation period is reported as 2-14 days.

Patients identified in last 24H		
Total Confirmed		2912
.Returnees (+ close contacts) from other countries	Sri Lankans	30
	Foreigners	0
Kandakadu Rehab. Center detainees and their contacts		0
Hospital samples (admitted with clinical signs/symptoms)		0
New Year Cluster		2854
Prison cluster		28

Details of COVID 19 diagnosed patients – Last 24H				
Number inward as at yesterday-10 am	COVID 19 Positive – last 24H	Discharged from the hospital – last 24H	Number of deaths – last 24H	Number inward/waiting to admit as at today-10 am
30271	2912	1631	43	31509

Local Situation

Total Number Confirmed			186364
Imported Cases (Returnees from other countries)	Foreigners		318
	Sri Lankans		4361
Local Cases	Navy & their close contacts		950
	Kandakadu cluster & their close contacts		651
	Minuwangoda Cluster		3059
	Fish Market\ Harbour Cluster		82785
	Prison cluster		5980
	New Year Cluster		87947
Others		313	

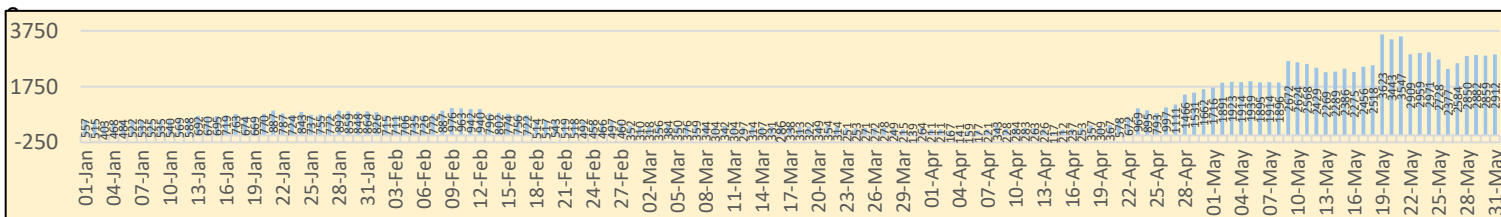
Total Number Confirmed	186364
Total Number Recovered	153371
Total Number of Deaths	1484
Hospitalized/waiting to admit – today 10 am	31509



Suspected and hospitalized – today 10 am	1776
---	-------------

COVID-19 Vaccination		1 st Dose	2 nd Dose
Covishield Vaccine		925242	347310
Sinopharm Vaccine		739499	2435
Sputnik V		26821	-

Country	Cumulative Cases per 1 million population	COVID-19 deaths per 1 million population
Sri Lanka	8548	68
India	19225	217
Singapore	10751	5.4
Australia	1178	36
South East Asian Region	14885	184

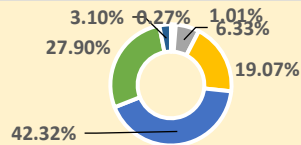
District	1 st Wave	2 nd	3 rd Wave	Total
Colombo	174	32123	16006	48303
Gampaha	51	18483	13673	32207
Kalutara	72	6986	12131	19189
Kandy	19	5710	4170	9899
Kurunagala	30	3191	6013	9234
Galle	4	2645	4954	7603
Ratnapura	9	3654	3873	7536
Matara	4	1544	2687	4235
Matale	5	1214	2753	3972
Nuwara Eliya	2	1259	2612	3873
Kegalle	10	1770	1879	3659
Jaffna	16	1441	1558	3015
Badulla	4	1358	1565	2927
Puttalam	39	1024	1611	2674
Anuradhapura	31	820	1652	2503
Hambantota	3	710	1611	2324
Trincomalee	4	651	1526	2181
Monaragala	6	545	1332	1883
Polonnaruwa	10	475	1110	1595
Ampara	9	498	927	1434
Kalmunai	18	1296	87	1401
Batticaloa	1	699	702	1402
Vavuniya	2	623	377	1002
Mullaitivu	0	278	560	838
Kilinochchi	0	250	598	848
Mannar	0	379	171	550



COVID 19 Deaths	1484
	880
	604

Age distribution of deaths

- < 15
- 16 - 30
- 31 - 45
- 46 - 60
- 61 - 75



Number of COVID -19 suspected patients - 1776

Hospital	Total suspected up to now			Today 10am		
	SL	Forei.	Total	SL	Forei.	Total
NIID	1443	76	1519	21	0	21
NHSL	46909	16	46925	173	0	173
TH Ragama	6514	5	6519	206	0	206
TH Karapitiya	2357	27	2384	80	0	80
TH A'pura	3744	2	3746	43	0	43
TH Kurun.	3482	1	3483	93	0	93
TH Jaffna	770	2	772	1	0	1
NH Kandy	2623	6	2629	22	0	22
TH Batti.	1035	0	1035	55	0	55
DGH Gampaha	1929	4	1933	113	0	113
DGH Negombo	3167	15	3182	97	0	97
TH Rathn.	1741	0	1741	68	0	68
PGH Badulla	1068	2	1070	43	0	43
LRH	644	0	644	25	0	25
DMH	2869	1	2870	21	0	21
DGH Polon'wa	3306	6	3312	9	0	9
TH Kalubowila	5156	5	5161	13	0	13
Castle St TH	887	0	887	16	0	16
BH Hambanthota	391	2	393	0	0	0
BH Mona'gala	1013	0	1013	8	0	8
BH Welikanda	69	1	70	0	0	0
DGH Kaluthara	3401	2	3403	185	0	185
Chest H. Welisara	2981	2	2983	49	0	49
Colombo East Base	378	0	378	5	0	5
G.H. Chilaw	8535	1	8536	25	0	25
G.H. Matara	241	2	243	0	0	0
KDU Hospital	20051	0	20051	48	0	48
G.H. Vavunia	414	0	414	0	0	0
B.H. Marawila	912	1	913	5	0	5
S.J.Pura TH	30839	2	30841	280	0	280
BH Theldeniya	173	0	173	6	0	6
BH Tangalle	231	1	232	13	0	13
NIMH	1397	0	1397	53	0	53
Total	Incorrect to total as transfers counts in both the		1776	0	1776	

Source: Epidemiology Unit, Disease Surveillance System

Hospital distribution of COVID 19 diagnosed patients

	Inward Today 10am			Discharged during last		
	SL	Forei	Total	SL	Foreign	Total
NIID	150	0	150	14	0	14
BH Welikanda	73	0	73	0	0	0
Iranawila Hospital	98	0	98	20	0	20
BH Minuwangoda	51	0	51	5	0	5
Colombo East Base Hospital	92	0	92	13	0	13
TH Anuradhapura	30	0	30	0	0	0
Neville F'do hospital	459	0	459	52	0	52
DGH Hambanthota	161	0	161	18	0	18
DH Rambukkana	61	0	61	7	0	7
Kamburugamuwa	175	0	175	43	0	43
Kathankudy Hospital	89	0	89	13	0	13
BH Theldeniya	101	0	101	3	0	3
BH Homagama	131	0	131	11	0	11
BH Hingurakgoda	161	0	161	43	0	43
BH Galenbidunawewa	47	0	47	11	0	11
BH Kebithigollewa	27	0	27	7	0	7
DH Abanpola	42	0	42	6	0	6
DH Lunawa	95	0	95	6	0	6
DH Ingiriya	55	0	55	9	0	9
DH Kosgama	80	0	80	2	0	2
DH Dankotuwa	71	0	71	0	0	0
DH Divulapitiya	86	0	86	10	0	10
DH Laggala Pallegama	75	0	75	4	0	4
DH Dompe	35	0	35	3	0	3
DH Pimbura	58	0	58	5	0	5
DH Karadiyanaru	109	0	109	0	0	0
DH Radawana	4	0	4	4	0	4
Ichchilampattu Hospital	75	0	75	5	0	5
DH Padiyathalawa	36	0	36	0	0	0
NHRD (Welisara)	20	0	20	6	0	6
DH Palamune	81	0	81	10	0	10
DH Undugoda	104	0	104	14	0	14
DH Narammala	45	0	45	13	0	13
DH Iththepana	28	0	28	2	0	2
DH Mathugama	55	0	55	0	0	0
DH Bandaragama	24	0	24	6	0	6
DH Nochchiyagama	30	0	30	5	0	5
DH Nawagamuwa	24	0	24	4	0	4
DH Bandarawela	61	0	61	0	0	0
DH Haguranketha	8	0	8	0	0	0
DH Beligala	51	0	51	8	0	8
DH Katugasthota	18	0	18	3	0	3
DH Wattegama	14	0	14	5	0	5
DH Walapane	56	0	56	3	0	3
DH Damana	52	0	52	8	0	8
DH Deyyandara	6	0	6	0	0	0
DH Medagama	79	0	79	14	0	14
DH Pallegama	25	0	25	8	0	8
DH Wethara	46	0	46	2	0	2
DH Kithulgala	52	0	52	20	0	20
DH Kuchcheweli	73	0	73	0	0	0
DH Thammannawa	22	0	22	3	0	3
DH Middeniya	20	0	20	0	0	0
DH Ambalanthota	65	0	65	0	0	0
DH Rakwana	0	0	0	2	0	2
DH Nakulugamuwa	16	0	16	0	0	0
DH Akurana	24	0	24	12	0	12
Army Hospital Panagoda	83	0	83	10	0	10
SLAF BH Katunayake	29	0	29	8	0	8
NIMH	21	0	21	1	0	1
Ayurveda hospital Rajagiriya	129	0	129	1	0	1
Galuwapokuna Treat. Centre	85	0	85	8	0	8
Kandakadu treatment Centre	333	0	333	67	0	67
Gallela treatment Centre	374	0	374	76	0	76
Punani treatment Centre (discharges of last 3days)	610	0	610	69	0	69
Embilipitiya treatment Centre	176	0	176	18	0	18
Kahagolla treat. Centre	252	0	252	39	0	39
Rehabilitation Centre Ampara	167	0	167	9	0	9
Kahawatta treat. Centre	243	0	243	80	0	80
Wathupitiwela Treat. Centre	104	0	104	3	0	3
Bingiriya treat. Centre	514	0	514	110	0	110
Rambukkana treat. Centre	284	0	284	0	0	0
Yakkala treatment Centre	92	0	92	10	0	10
Kogal treatment Centre	166	0	166	73	0	73
Karadeniya treatment Centre	113	0	113	0	0	0
Panideniya treat. Centre	305	0	305	0	0	0
Darga town treatment Centre	126	0	126	29	0	29
BH Warakapola	190	0	190	37	0	37
Krishnapuram Treatment Center -	132	0	132	11	0	11
Dambadeniya Treat. Centre	392	0	392	0	0	0
Hikkaduwa Treat. Centre	171	0	171	21	0	21
Welligama Treat. Centre	43	0	43	9	0	9
Giriulla Treat. Centre	294	0	294	54	0	54
Bidunwewa Treat. Centre	197	0	197	33	0	33
Koggala Beach Hotel	79	0	79	14	0	14
Habaraduwa treat. Centre	118	0	118	17	0	17
Hanthana treat. Centre	84	0	84	5	0	5
Kundasale treat. Centre	65	0	65	7	0	7
Punani Brandix treat. Rx Centre	192	0	192	21	0	21
ICC Kande Ela	31	0	31	11	0	11
ICC Bogawanthalawa	41	0	41	7	0	7
ICC Hardy Technical College	220	0	220	20	0	20
Naleemiah school ICC	177	0	177	25	0	25
Marathamunei ITC	84	0	84	19	0	19
Pasdunrata ITC	304	0	304	37	0	37
Sripali Horana ITC	235	0	235	23	0	23
Gampola Youth Centre ITC	75	0	75	12	0	12
Gomarandadawala ITC	72	0	72	0	0	0
Pudukdiruppu ICC	104	0	104	0	0	0
Angunakopapelessa ICC	169	0	169	0	0	0
Citrus ICC	79	0	79	9	0	9
Kalawana ICC	56	0	56	29	0	29
Parathipuram ICC	76	0	76	4	0	4
Kadaikadu ICC	296	0	296	49	0	49
Murikandi ICC	169	0	169	0	0	0
Boossa Army camp ICC	159	0	159	29	0	29
STF Katukurunda ICC	116	0	116	0	0	0
Nilaweli ICC	90	0	90	3	0	3
Tec. Matala ICC	133	0	133	0	0	0
Polgolla treat. centre	205	0	205	52	0	52
Kaluthara treat. centre	20	0	20	0	0	0