

COVID-19 Weekly Epidemiological Update

Edition 65, published 9 November 2021

In this edition:

- [Global overview](#)
- [Special focus: Update on SARS-CoV-2 Variants of Interest and Variants of Concern](#)
- [WHO regional overviews](#)
- [Summary of the Weekly Operational Update](#)

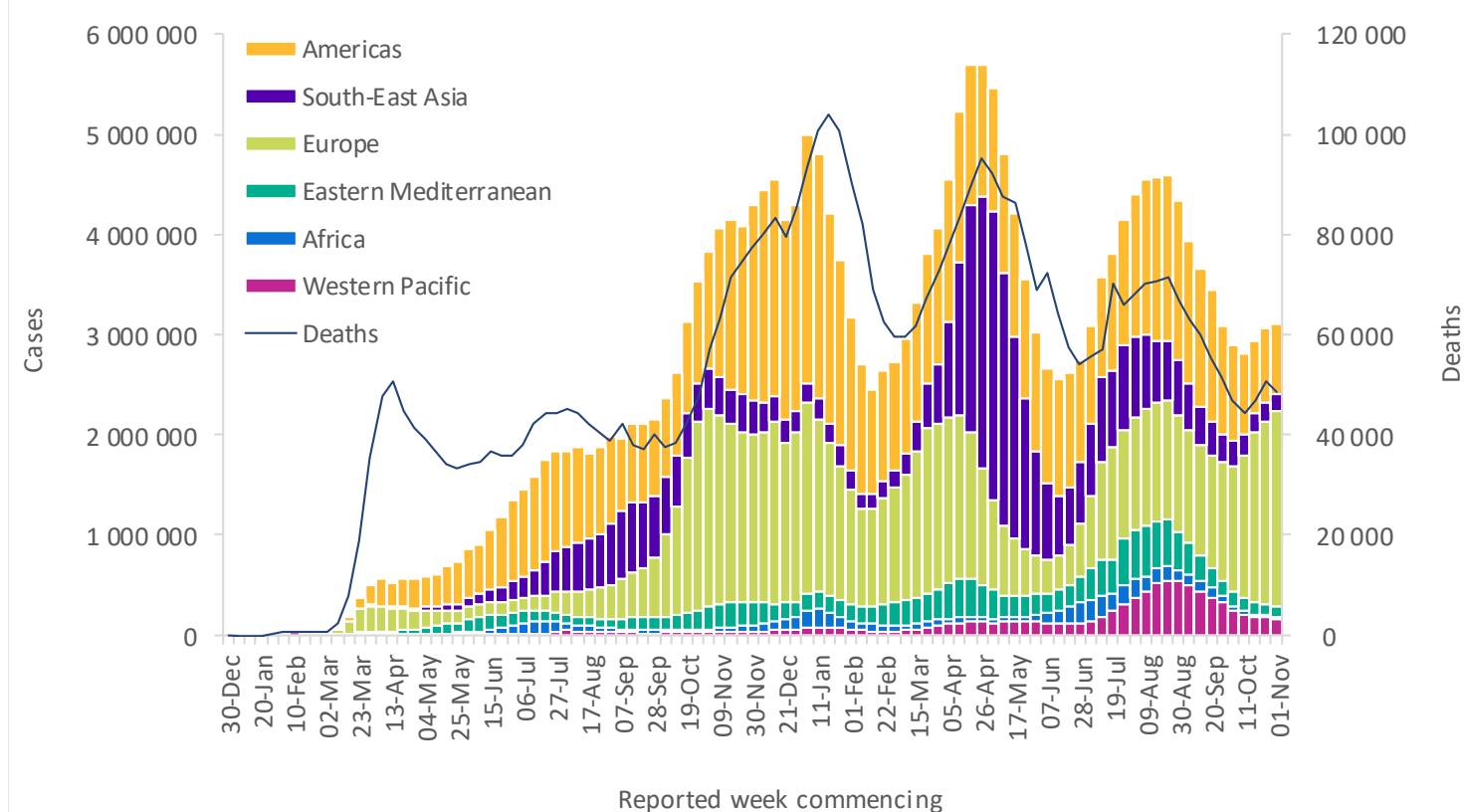
Global overview

Data as of 7 November 2021

During the week 1 to 7 November 2021, a slight upward trend (1% increase) in new weekly cases was observed, with just over 3.1 million new cases reported (Figure 1). The WHO European Region reported a 7% increase in new weekly cases as compared to the previous week, while other regions reported declines or stable trends (Table 1). Similarly, the European Region reported a 10% increase in new deaths, while other regions reported declining trends. Globally, over 48 000 new deaths were reported, a 4% decrease from the previous week.

As of 7 November, over 249 million confirmed cases and over 5 million deaths have been reported.

Figure 1. COVID-19 cases reported weekly by WHO Region, and global deaths, as of 7 November 2021**



**See [Annex 2: Data, table, and figure notes](#)

The regions reporting the highest weekly case incidence rates per 100 000 population were the European Region (208.9 new cases per 100 000 population) and the Region of the Americas (68.6 new cases per 100 000

population); the same two regions reported the highest weekly incidence in deaths, of 2.9 and 1.3 per 100 000 population, respectively.

The highest numbers of new cases were reported from the United States of America (510 968 new cases; 3% decrease), the Russian Federation (281 305 new cases; 3% increase), the United Kingdom (252 104 new cases; 12% decrease), Turkey (197 335 new cases; 8% increase), and Germany (169 483 new cases; 29% increase).

Table 1. Newly reported and cumulative COVID-19 cases and deaths, by WHO Region, as of 7 November 2021**

WHO Region	New cases in last 7 days (%)	Change in new cases in last 7 days *	Cumulative cases (%)	New deaths in last 7 days (%)	Change in new deaths in last 7 days *	Cumulative deaths (%)
Europe	1 949 419 (63%)	7%	78 757 071 (32%)	26 726 (55%)	10%	1 452 069 (29%)
Americas	701 791 (23%)	-5%	94 330 064 (38%)	13 106 (27%)	-14%	2 307 543 (46%)
Western Pacific	162 037 (5%)	-9%	9 583 381 (4%)	2 553 (5%)	-13%	132 180 (3%)
South-East Asia	157 450 (5%)	-13%	44 120 582 (18%)	3 511 (7%)	-29%	696 390 (14%)
Eastern Mediterranean	112 033 (4%)	-2%	16 462 085 (7%)	2 277 (5%)	-2%	303 354 (6%)
Africa	20 456 (1%)	3%	6 171 616 (2%)	530 (1%)	-27%	151 141 (3%)
Global	3 103 186 (100%)	1%	249 425 563 (100%)	48 703 (100%)	-4%	5 042 690 (100%)

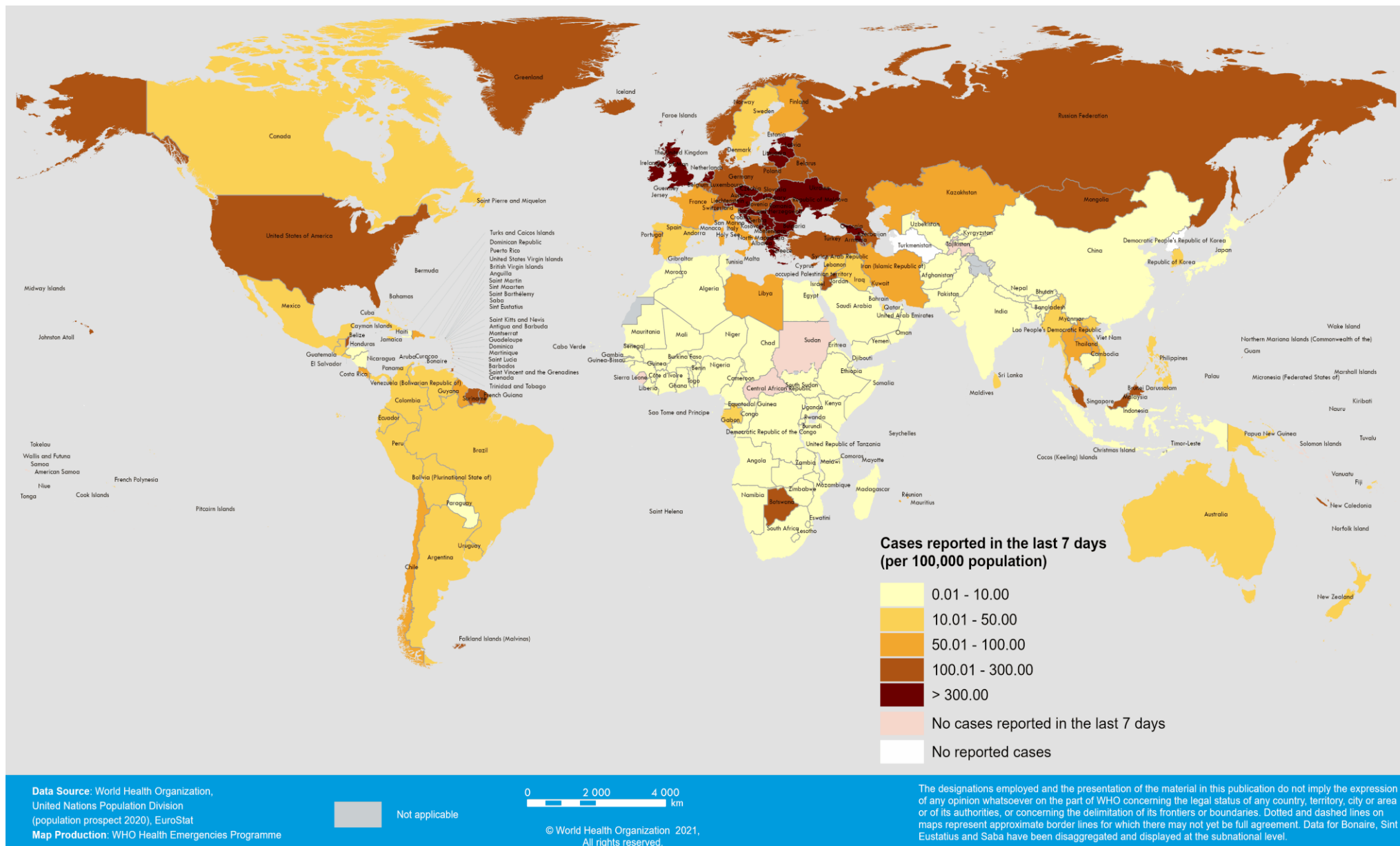
*Percent change in the number of newly confirmed cases/deaths in past seven days, compared to seven days prior

**See Annex 2: Data, table, and figure notes

For the latest data and other updates on COVID-19, please see:

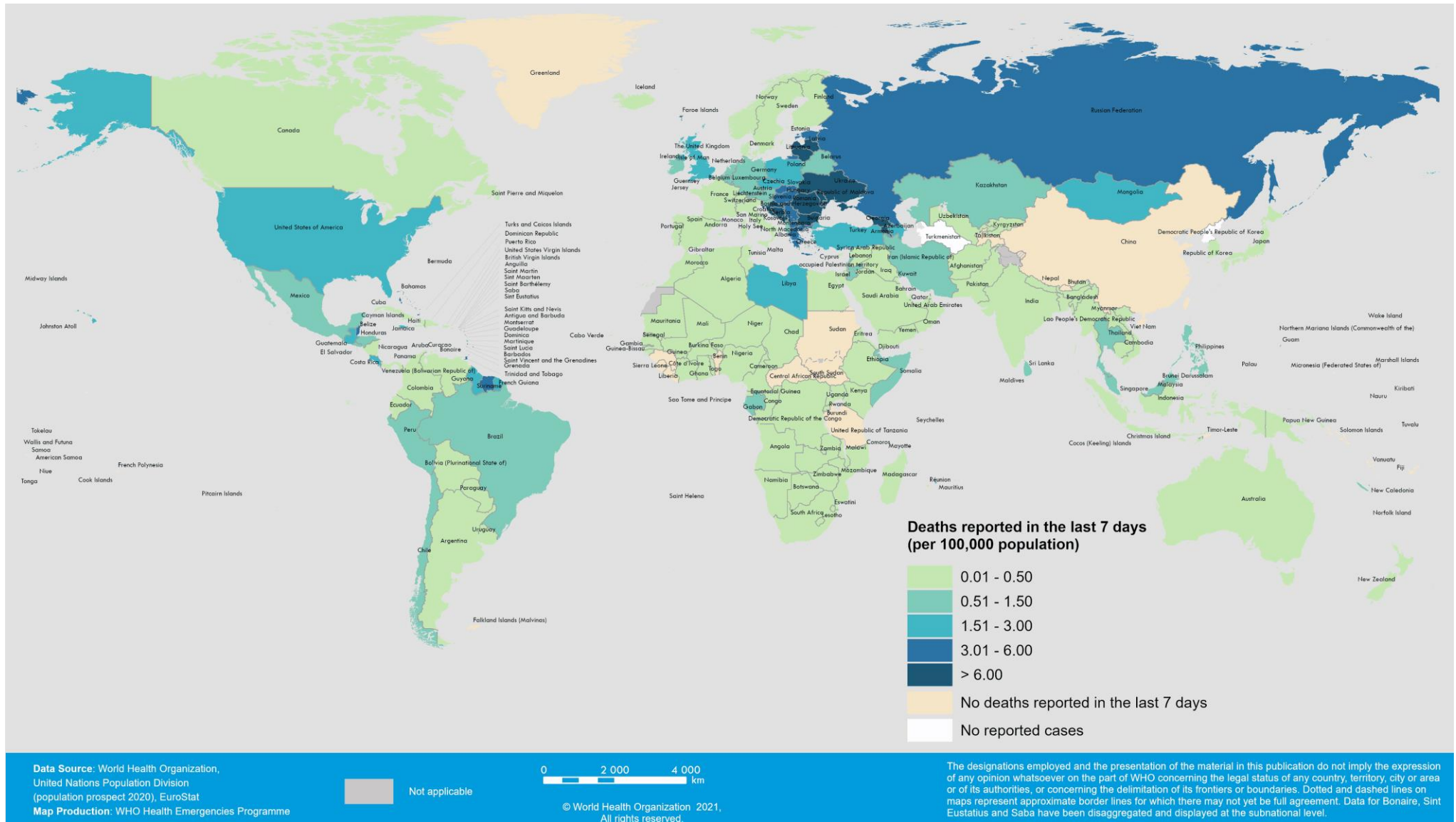
- [WHO COVID-19 Dashboard](#)
- [WHO COVID-19 Weekly Operational Update and previous editions of the Weekly Epidemiological Update](#)

Figure 2. COVID-19 cases per 100 000 population reported by countries, territories and areas, 1-7 November 2021**



**See Annex 2: Data, table, and figure notes

Figure 3. COVID-19 deaths per 100 000 population reported by countries, territories and areas, 1-7 November 2021**



**See Annex 2: Data, table, and figure notes

Special Focus: Update on SARS-CoV-2 Variants of Interest and Variants of Concern

WHO, in collaboration with national authorities, institutions and researchers, routinely assesses if variants of SARS-CoV-2 alter transmission or disease characteristics, or impact effectiveness of vaccines, therapeutics, diagnostics or public health and social measures (PHSM) applied by national authorities to control disease spread. Potential Variants of Concern (VOCs), Variants of Interest (VOIs) or Variants Under Monitoring (VUMs) are regularly assessed based on the risk posed to global public health. As evidence becomes available, classifications of variants will be revised to reflect the continuous evolution of circulating variants and their changing epidemiology. Criteria for variant classification, and the current lists of VOCs, VOIs and VUMs, are available on the [WHO Tracking SARS-CoV-2 variants website](#). National authorities may choose to designate other variants of local interest/concern and are encouraged to investigate and report on impacts of these variants.

On 9 November 2021, a list of formerly monitored variants was included on the [WHO Tracking SARS-CoV-2 variants website](#). This comprises former VOCs/VOIs/VUMs, including their lineages, that have been found to no longer be circulating at levels of global public health significance; had been circulating for a long time without major impacts on the overall epidemiological situation; or, scientific evidence demonstrated that the variant is not associated with concerning properties. In addition to three previously reclassified variants, 10 VUMs were recently reclassified to this category based on diminishing numbers of detections and epidemiological risks. These variant classifications will be revisited if new evidence of epidemiological or phenotypic impacts becomes available.

Geographic spread and prevalence of VOCs

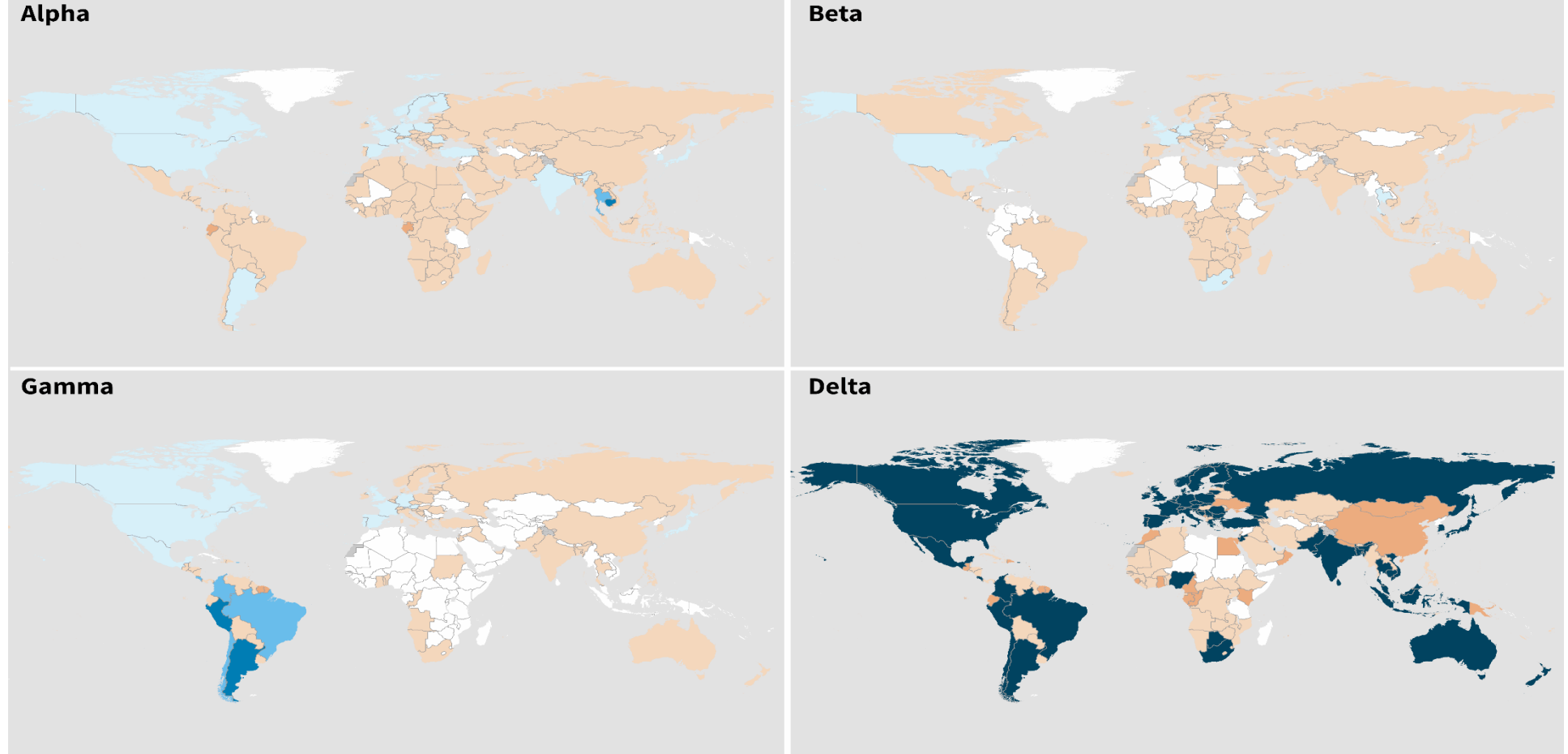
The current global genetic epidemiology of SARS-CoV-2 is characterized by a predominance of the Delta variant, with declining prevalence of other variants among sequences submitted to publicly available datasets or detections reported to WHO (Figure 4, Annex 1). Delta has outcompeted other variants, including other VOCs, in most countries. Of 814 165 sequences uploaded to [GISAID](#) with specimens collected in the last 60 days¹, 810 946 (99.6%) were Delta, 1163 (0.1%) Gamma, 400 (<0.1%) Alpha, 23 (<0.1%) Beta, and 0.2% comprised other circulating variants (including VOIs Mu and Lambda). Sub-regional and country-level variation continues to be observed; most notably within some South American countries, where the progression of the Delta variant has been more gradual, and other variants (e.g., Gamma, Lambda, Mu) still contribute a large proportion of reported sequences. Moreover, global VOCs distribution should be interpreted with due consideration of surveillance limitations, including differences in sequencing capacities and sampling strategies between countries, as well as delays in reporting.

Additional resources

- [Tracking SARS-CoV-2 Variants](#)
- [COVID-19 new variants: Knowledge gaps and research](#)
- [Genomic sequencing of SARS-CoV-2: a guide to implementation for maximum impact on public health](#)
- [Considerations for implementing and adjusting PHSM in the context of COVID-19](#)

¹ Includes sequences submitted to [GISAID](#) with sample collected dates from 4 September to 3 November 2021 (last reported sample at the time of data extraction), excluding low coverage sequences.

Figure 4. Prevalence of Variants of Concern (VOCs) in the last 60 days and historic detections, data as of 9 November 2021



*Prevalence calculated as a proportion of VOC sequences among total sequences uploaded to GISAID with sample collection dates within the past 60 days prior to the latest date of collection, excluding low coverage sequences, limited to countries with ≥ 100 total sequences in the same period. Countries assigned by location of sample collection.

**Includes both official reports to WHO and unofficial reports of VOC detections.

The designations employed and the presentation of the material in this publication do not imply the expression of any opinion whatsoever on the part of WHO concerning the legal status of any country, territory, city or area or of its authorities, or concerning the delimitation of its frontiers or boundaries. Dotted and dashed lines on maps represent approximate border lines for which there may not yet be full agreement.

Proportion of VOC among total sequences*

- 0.501 - 1.000
- 0.101 - 0.500
- 0.011 - 0.100
- $>0.000 - 0.010$

- VOC detected, too few sequences to estimate proportion
- No new VOC sequences, VOC previously reported**
- No presence of VOC reported to WHO
- Not applicable



© WHO 2021. All rights reserved.

Data Source: World Health Organization, GISAID
Map Production: WHO Health Emergencies Programme

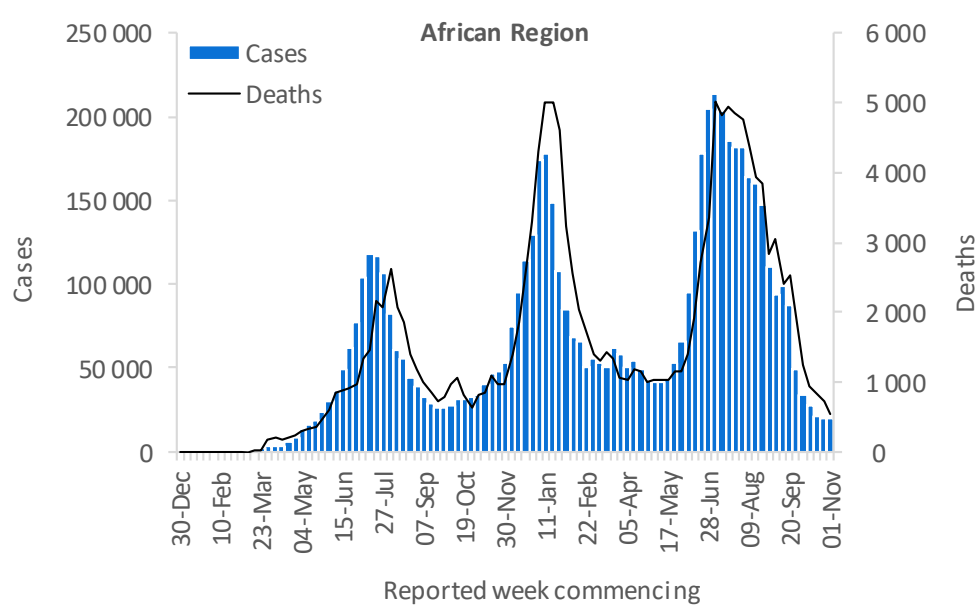
Prevalence data based on sequences reported to [GISAID](https://gisaid.org/), excluding low coverage sequences. See also [Annex 1](#) for reported VOC detections by country/territory/area

WHO regional overviews Epidemiological week 1-7 November 2021

African Region

After a decreasing trend since July 2021, case incidence rates in the African Region have begun to plateau, with over 20 000 new cases reported this week. Over 500 new deaths were reported, a 27% decrease as compared to the previous week. However, substantial increases (>15%) in new cases were reported in a third of the countries in the region (15/49; 31%). The highest numbers of new cases were reported from Botswana (6341 new cases; 269.6 new cases per 100 000 population; a 279% increase; largely due to batch reporting), Ethiopia (2102 new cases; 1.8 new cases per 100 000; a 37% decrease), and South Africa (1865 new cases; 3.1 new cases per 100 000; a 27% decrease).

The highest numbers of new deaths were reported from South Africa (156 new deaths; <1 new death per 100 000 population; a 37% decrease), Ethiopia (80 new deaths; <1 new death per 100 000; a 32% decrease), and Cameroon (45 new deaths; <1 new death per 100 000; a 48% decrease).

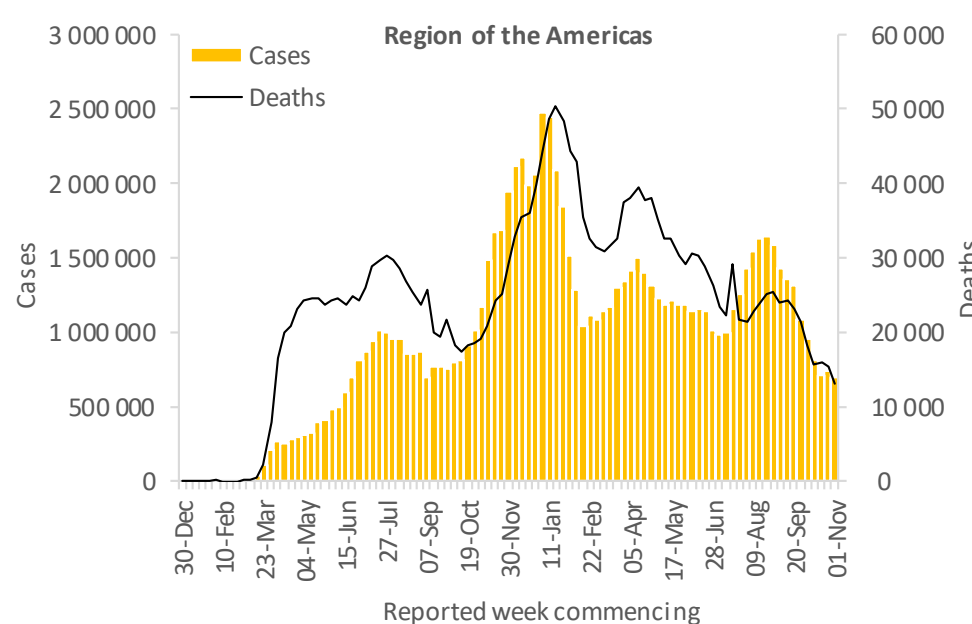


Updates from the [African Region](#)

Region of the Americas

The overall declining trend continued this week in the Region of the Americas, with over 701 000 new cases and over 13 000 new deaths reported, decreases of 5% and 14% respectively as compared to the previous week. Despite this, 9% (5/59) of countries reported an increase in the number of new cases in the past week. The highest numbers of new cases were reported from the United States of America (510 968 new cases; 154.4 new cases per 100 000; a 3% decrease), Brazil (69 057 new cases; 32.5 new cases per 100 000; a 15% decrease), and Mexico (19 543 new cases; 15.2 new cases per 100 000; a 4% increase).

The highest numbers of new deaths were reported from the United States of America (8101 new deaths; 2.4 new deaths per 100 000; a 15% decrease), Brazil (1598 new deaths; <1 new death per 100 000; a 31% decrease), and Mexico (1463 new deaths; 1.1 new deaths per 100 000; a 5% decrease).

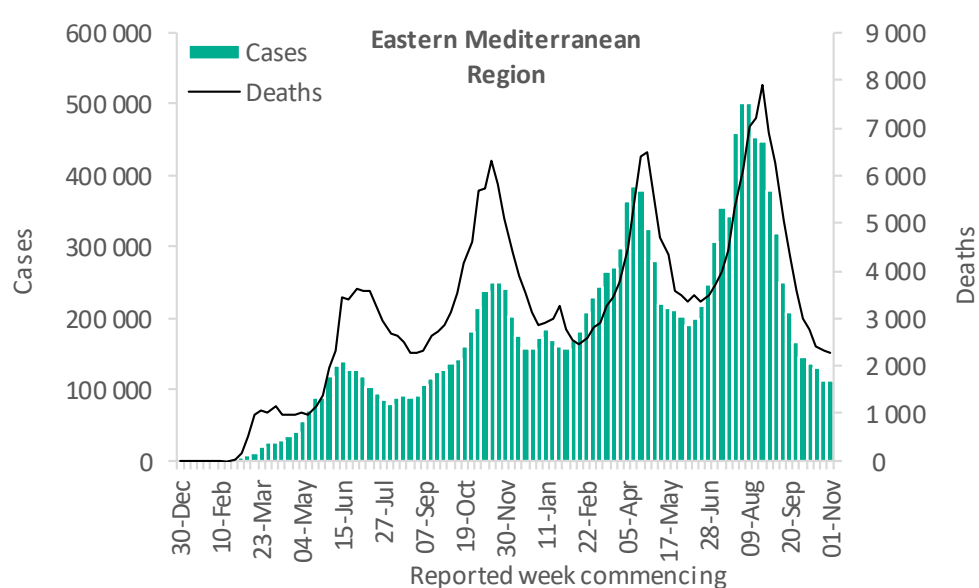


Updates from the [Region of the Americas](#)

Eastern Mediterranean Region

After a decreasing trend since mid-August 2021, case and death incidence rates in the Eastern Mediterranean Region have begun to plateau, with over 112 000 new cases and over 2200 new deaths reported. Out of the 22 countries in the Region, four reported an increase of over 10% in new cases, in the past week. The highest numbers of new cases were reported from the Islamic Republic of Iran that contributed to half of cases in the Region (64 049 new cases; 76.3 new cases per 100 000; similar to previous week), followed by Jordan (12 889 new cases; 126.3 new cases per 100 000; a 17% increase), and Iraq (7737 new cases; 19.2 new cases per 100 000; a 16% decrease).

The highest numbers of new deaths were reported from the Islamic Republic of Iran (1047 new deaths; 1.2 new deaths per 100 000; similar to previous week), Egypt (419 new deaths; <1 new death per 100 000; a 20% increase), and Iraq (181 new deaths; <1 new death per 100 000; a 10% decrease).

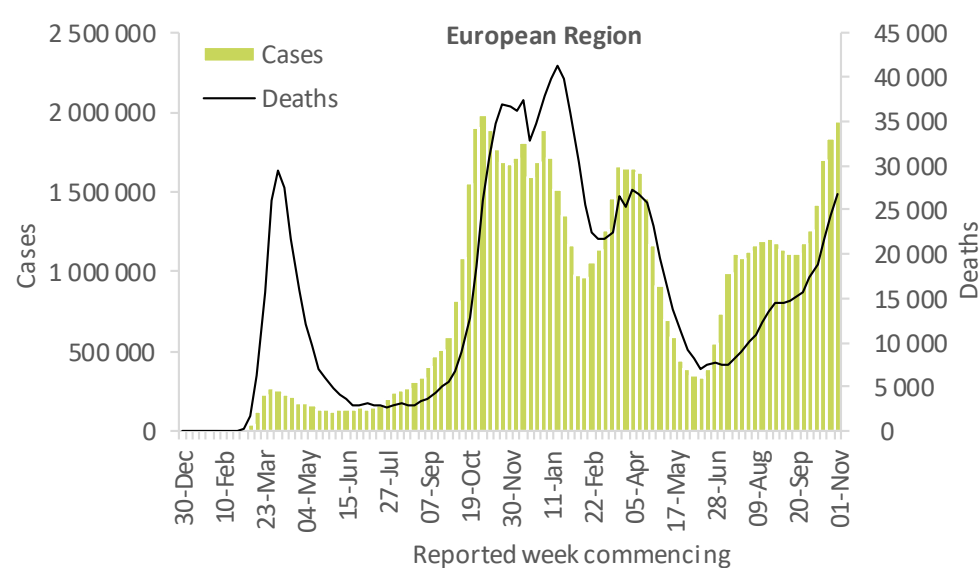


Updates from the [Eastern Mediterranean Region](#)

European Region

The European Region has continued to show an increasing trend in both cases and deaths, with over 1.9 million new cases and over 26 000 new deaths reported, increases of a 7% and a 10% increase respectively as compared to the previous week. Out of the 61 countries in the Region, 26 (42%) reported increases of 10% or more in cases in the past week. The highest numbers of new cases were reported from Russian Federation (281 305 new cases; 192.8 new cases per 100 000; a 3% increase), The United Kingdom (252 104 new cases; 371.4 new cases per 100 000; a 12% decrease), and Turkey (197 335 new cases; 234.0 new cases per 100 000; an 8% increase).

The highest numbers of new deaths were reported from the Russian Federation (8276 new deaths; 5.7 new deaths per 100 000; similar to the previous week's figures), Ukraine (4355 new deaths; 10.0 new deaths per 100 000; a 13% increase), and Romania (3158 new deaths; 16.3 new deaths per 100 000; similar to the previous week's figures).

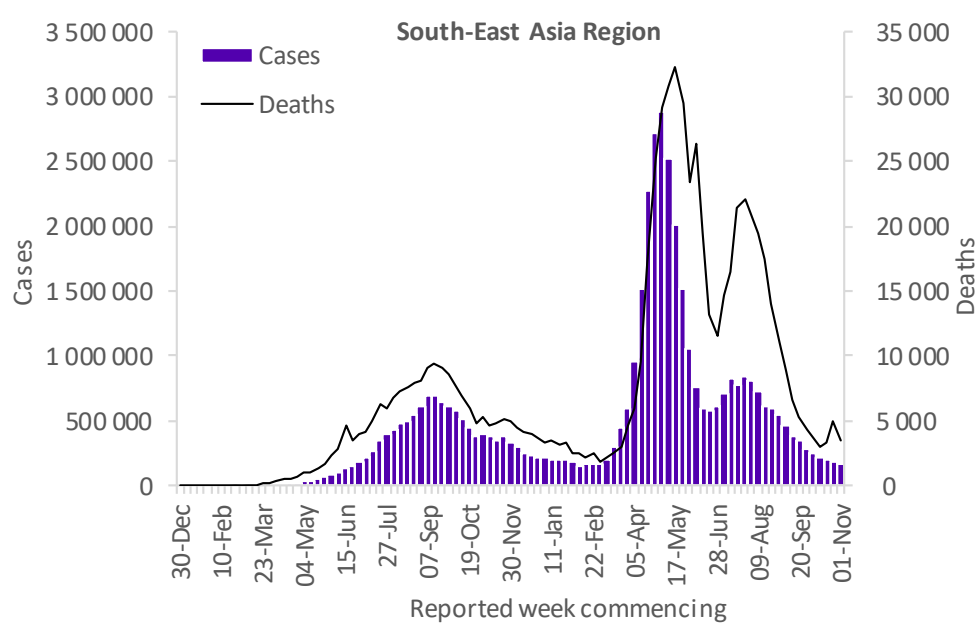


Updates from the [European Region](#)

South-East Asia Region

The South-East Asia Region reported over 157 000 new cases and over 3500 new deaths, a 13% and a 29% decrease respectively as compared to the previous week. This declining trend has been observed in the Region for over three months, notwithstanding a spike in deaths observed during the week 25-31 October which was largely due to a backlog in the reporting of deaths from an area in India. The highest numbers of new cases were reported from India (82 236 new cases; 6.0 new cases per 100 000; a 16% decrease), Thailand (55 975 new cases; 80.2 new cases per 100 000; a 9% decrease), and Myanmar (6743 new cases; 12.4 new cases per 100 000; a 16% increase).

The highest numbers of new deaths were reported from India (2605 new deaths; <1 new death per 100 000; a 33% decrease), Thailand (459 new deaths; <1 new death per 100 000; a 2% increase), and Indonesia (140 new deaths; <1 new death per 100 000; a 30% decrease).

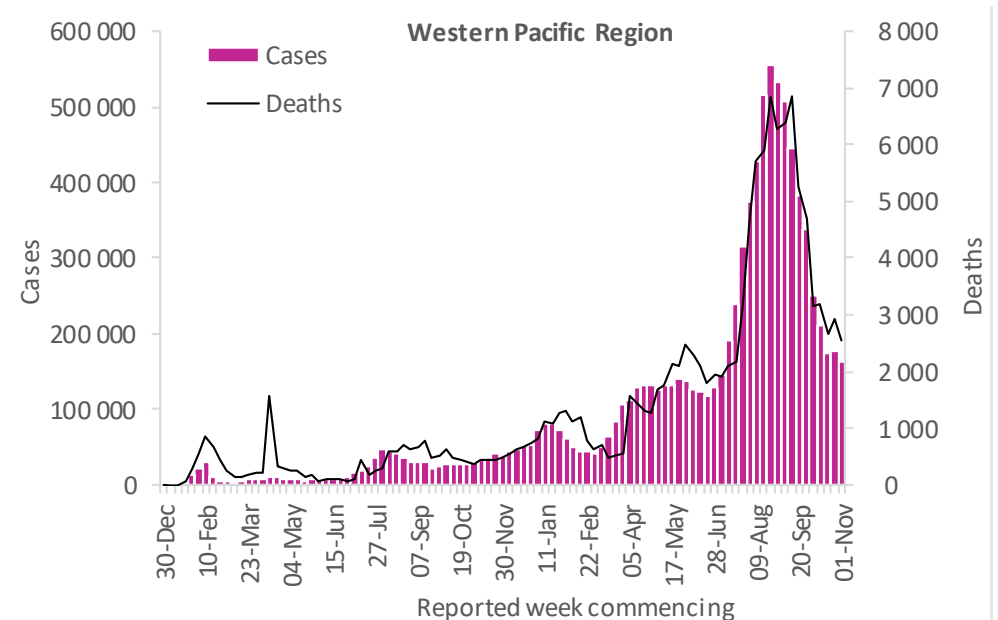


Updates from the [South-East Asia Region](#)

Western Pacific Region

Decreasing trends observed in Western Pacific Region continued this week, with over 162 000 new cases and over 2500 new deaths reported, decreases of 9% and 13% respectively as compared to the previous week. However, seven countries in the Region (25%) reported an increase this week as compared with the previous week. The highest numbers of new cases were reported from Viet Nam (45 435 new cases; 46.7 new cases per 100 000; a 48% increase), Malaysia (35 303 new cases; 109.1 new cases per 100 000; a 13% decrease), and Singapore (20 569 new cases; 351.6 new cases per 100 000; a 21% decrease).

The highest numbers of new deaths were reported from the Philippines (1195 new deaths; 1.1 new deaths per 100 000; an 18% decrease), Viet Nam (440 new deaths; <1 new death per 100 000; a 7% increase), and Malaysia (380 new deaths; 1.2 new deaths per 100 000; a 27% decrease).



Updates from the [Western Pacific Region](#)

Summary of the COVID-19 Weekly Operational Update

The [Weekly Operational Update](#) is a report provided by the COVID-19 Strategic Preparedness and Response Plan (SPRP) Monitoring and Evaluation team, which aims to update on the ongoing global progress against the [COVID-19 SPRP 2021](#) framework, and to highlight country-level actions and WHO support to countries. In this week's edition published on 8 November, highlights include the following:

- WHO/Europe increases support to Romania during a critical phase of its COVID-19 response
- Belize receives twenty patient monitors as part of the India-UN Development Partnership Fund
- Partnering to support the COVID-19 response and resilience of Sri Lanka's primary health care system
- Returning migrant workers receive medical care and support in Lao People's Democratic Republic
- Emergency Medical Team (EMT) support to Mauritania
- WHO, faith partners and national governments collaborate for COVID-19 responses
- An offline intervention from WHO's Civil Society Organization (CSO) Initiative in the Philippines
- Progress on a subset of indicators from the SPRP 2021 Monitoring and Evaluation Framework
- Updates on WHO's financing to support countries in SPRP 2021 implementation and provision of critical supplies.

Technical guidance and other resources

- [WHO technical guidance](#)
- [WHO COVID-19 Dashboard](#)
- [WHO Weekly Operational Updates on COVID-19](#)
- [WHO COVID-19 case definitions](#)
- [COVID-19 Supply Chain Inter-Agency Coordination Cell Weekly Situational Update](#)
- [Research and Development](#)
- [OpenWHO courses on COVID-19](#) in official UN languages and in [additional national languages](#)
- [WHO Academy COVID-19 mobile learning app](#)
- [The Strategic Preparedness and Response Plan](#) (SPRP) outlining the support the international community can provide to all countries to prepare and respond to the virus
- Recommendations and advice for the public:
 - [Protect yourself](#)
 - [Questions and answers](#)
 - [Travel advice](#)
- [EPI-WIN: tailored information for individuals, organizations, and communities](#)

Annex 1. List of countries/territories/areas reporting variants of concern as of 9 November 2021

Country/Territory/Area	Alpha	Beta	Gamma	Delta
Afghanistan	●	-	-	●
Albania	●	-	-	○
Algeria	●	-	-	●
Andorra	○	○	-	○
Angola	●	●	●	●
Anguilla	●	-	-	●
Antigua and Barbuda	●	●	●	●
Argentina	●	●	●	●
Armenia	●	-	-	●
Aruba	●	●	●	●
Australia	●	●	●	●
Austria	●	●	●	●
Azerbaijan	●	-	-	○
Bahamas	●	-	●	●
Bahrain	●	●	●	●
Bangladesh	●	●	○	●
Barbados	●	-	●	●
Belarus	●	-	-	○
Belgium	●	●	●	●
Belize	●	-	●	●
Benin	●	●	●	●
Bermuda	●	●	-	●
Bhutan	●	●	-	●
Bolivia (Plurinational State of)	●	-	●	●*
Bonaire	●	-	●	●
Bosnia and Herzegovina	●	●	●	○
Botswana	○	●	-	●
Brazil	●	●	●	●
British Virgin Islands	●	-	●	●
Brunei Darussalam	●	●	-	●
Bulgaria	●	●	-	●
Burkina Faso	●	-	-	●
Burundi	●	●	-	●
Cabo Verde	●	-	-	●
Cambodia	●	●	-	●
Cameroon	●	●	-	●
Canada	●	●	●	●
Cayman Islands	●	●	●	●

Country/Territory/Area	Alpha	Beta	Gamma	Delta
Central African Republic	●	●	-	●
Chad	●	-	-	-
Chile	●	●	●	●
China	●	●	●	●
Colombia	●	-	●	●
Comoros	-	●	-	-
Congo	●	○	●	●
Costa Rica	●	●	●	●
Croatia	●	●	●	○
Cuba	●	●	-	●
Curaçao	●	●	●	●
Cyprus	●	●	-	○
Czechia	●	●	●	●
Côte d'Ivoire	●	●	-	○
Democratic Republic of the Congo	●	●	-	●
Denmark	●	●	●	●
Djibouti	●	●	-	-
Dominica	●	-	-	●
Dominican Republic	●	-	●	●
Ecuador	●	-	●	●
Egypt	●	-	-	●
El Salvador	●	-	●	●
Equatorial Guinea	●	●	-	○
Estonia	●	●	○	○
Eswatini	○	●	-	●
Ethiopia	●	-	-	●
Falkland Islands (Malvinas)	●	●	-	-
Faroe Islands	●	-	●	-
Fiji	○	-	-	●
Finland	●	●	●	●
France	●	●	●	●
French Guiana	●	●	●	●
French Polynesia	●	●	●	●
Gabon	●	●	-	●
Gambia	●	-	-	●
Georgia	●	○	-	●
Germany	●	●	●	●

Country/Territory/Area	Alpha	Beta	Gamma	Delta
Ghana	●	●	●	●
Gibraltar	●	-	-	○
Greece	●	●	●	●
Grenada	●	-	-	●
Guadeloupe	●	●	●	●
Guam	●	●	●	●
Guatemala	●	●	●	●
Guinea	●	●	-	●
Guinea-Bissau	●	●	-	●
Guyana	-	-	●	●
Haiti	●	-	●	●
Honduras	●	-	●	●
Hungary	●	○	●	○
Iceland	●	●	●	●
India	●	●	●	●
Indonesia	●	●	-	●
Iran (Islamic Republic of)	●	●	-	●
Iraq	●	●	-	●
Ireland	●	●	●	●
Israel	●	●	●	●
Italy	●	●	●	●
Jamaica	●	-	-	●
Japan	●	●	●	●
Jordan	●	●	●	●
Kazakhstan	●	○	-	●
Kenya	●	●	-	●
Kosovo[1]	●	○	-	○
Kuwait	●	●	-	●
Kyrgyzstan	●	●	-	●
Lao People's Democratic Republic	●	-	-	●
Latvia	●	●	●	○
Lebanon	●	-	-	●
Lesotho	-	●	-	○
Liberia	●	●	-	●
Libya	●	●	-	-
Liechtenstein	●	-	○*	○
Lithuania	●	●	●	○

Country/Territory/Area	Alpha	Beta	Gamma	Delta
Luxembourg	●	●	●	●
Madagascar	●	●	-	-
Malawi	●	●	-	●
Malaysia	●	●	-	●
Maldives	●	-	-	●
Mali	-	-	-	●
Malta	●	○	●	○
Martinique	●	●	●	●
Mauritania	●	●	-	●
Mauritius	●	●	-	●
Mayotte	●	●	-	○
Mexico	●	●	●	●
Monaco	●	●	-	●
Mongolia	●	-	-	●
Montenegro	●	-	○	○
Montserrat	●	-	●	●
Morocco	●	●	-	●
Mozambique	●	●	-	●
Myanmar	●	-	-	●
Namibia	●	●	○*	●
Nepal	●	-	-	●
Netherlands	●	●	●	●
New Caledonia	●	-	-	●
New Zealand	●	●	○	●
Niger	●	-	-	-
Nigeria	●	●	-	●
North Macedonia	●	●	-	○
Northern Mariana Islands (Commonwealth of the)	○	-	-	●
Norway	●	●	●	●
Occupied Palestinian Territory	●	●	-	●
Oman	●	●	-	●

Country/Territory/Area	Alpha	Beta	Gamma	Delta
Pakistan	●	●	●	●
Panama	●	●	●	●
Papua New Guinea	-	-	-	●
Paraguay	●	-	●	●
Peru	●	-	●	●
Philippines	●	●	●	●
Poland	●	○	●	●
Portugal	●	●	●	●
Puerto Rico	●	●	●	●
Qatar	●	●	-	●
Republic of Korea	●	●	●	●
Republic of Moldova	●	-	-	●
Romania	●	●	●	●
Russian Federation	●	●	○	●
Rwanda	●	●	-	●
Réunion	●	●	●	○
Saba	-	-	-	●
Saint Barthélemy	●	-	-	●
Saint Kitts and Nevis	-	-	-	●
Saint Lucia	●	-	-	●
Saint Martin	●	●	-	●
Saint Pierre and Miquelon	-	-	-	●
Saint Vincent and the Grenadines	-	-	●	●
Sao Tome and Principe	●	-	-	○
Saudi Arabia	●	●	-	●
Senegal	●	●	-	●
Serbia	●	-	-	●
Seychelles	●	●	-	●
Sierra Leone	-	●	-	●
Singapore	●	●	●	●
Sint Maarten	●	●	●	●
Slovakia	●	●	-	●

Country/Territory/Area	Alpha	Beta	Gamma	Delta
Slovenia	●	●	●	●
Somalia	●	●	-	-
South Africa	●	●	○	●
South Sudan	●	●	-	●
Spain	●	●	●	●
Sri Lanka	●	●	-	●
Sudan	●	●	●	-
Suriname	●	●	●	●
Sweden	●	●	●	●
Switzerland	●	●	●	●
Thailand	●	●	●	●
Timor-Leste	●	-	-	●
Togo	●	●	●	●
Trinidad and Tobago	●	-	●	●
Tunisia	●	●	-	●
Turkey	●	●	●	●
Turks and Caicos Islands	●	-	●	●
Uganda	●	●	-	●
Ukraine	●	○	-	○
United Arab Emirates	●	●	●	●
United Kingdom	●	●	●	●
United Republic of Tanzania	-	●	-	-
United States Virgin Islands	●	●	○	●
United States of America	●	●	●	●
Uruguay	●	●	●	●
Uzbekistan	●	●	-	○
Venezuela (Bolivarian Republic of)	●	-	●	●
Viet Nam	●	●	-	●
Wallis and Futuna	●	-	-	-
Yemen	●	●	-	-
Zambia	●	●	-	●
Zimbabwe	●	●	-	●

**Newly reported in this update. “●” indicates that information for this variant was received by WHO from official sources. “○” indicates that information for this variant was received by WHO from unofficial sources and will be reviewed as more information become available. **Includes countries/territories/areas reporting the detection of VOCs among travellers (e.g., imported cases detected at points of entry), or local cases (detected in the community). Excludes countries, territories, and areas that have never reported the detection of a variant of concern. See also [Annex 3: Data, table, and figure notes](#).*

Annex 2. Data, table, and figure notes

Data presented are based on official laboratory-confirmed COVID-19 case and deaths reported to WHO by country/territories/areas, largely based upon WHO [case definitions](#) and [surveillance guidance](#). While steps are taken to ensure accuracy and reliability, all data are subject to continuous verification and change, and caution must be taken when interpreting these data as several factors influence the counts presented, with variable underestimation of true case and death incidences, and variable delays to reflecting these data at global level. Case detection, inclusion criteria, testing strategies, reporting practices, and data cut-off and lag times differ between countries/territories/areas. A small number of countries/territories/areas report combined probable and laboratory-confirmed cases. Differences are to be expected between information products published by WHO, national public health authorities, and other sources.

Due to public health authorities conducting data reconciliation exercises which remove large numbers of cases or deaths from their total counts, negative numbers may be displayed in the new cases/deaths columns as appropriate. When additional details become available that allow the subtractions to be suitably apportioned to previous days, graphics will be updated accordingly. A record of historic data adjustment made is available upon request by emailing epi-data-support@who.int. Please specify the countries of interest, time period, and purpose of the request/intended usage. Prior situation reports will not be edited; see covid19.who.int for the most up-to-date data. COVID-19 confirmed cases and deaths reported in the last seven days by countries, territories, and areas, and WHO Region (reported in previous issues) are now available at: <https://covid19.who.int/table>.

The designations employed, and the presentation of these materials do not imply the expression of any opinion whatsoever on the part of WHO concerning the legal status of any country, territory, or area or of its authorities, or concerning the delimitation of its frontiers or boundaries. Dotted and dashed lines on maps represent approximate border lines for which there may not yet be full agreement. Countries, territories, and areas are arranged under the administering WHO region. The mention of specific companies or of certain manufacturers' products does not imply that they are endorsed or recommended by WHO in preference to others of a similar nature that are not mentioned. Errors and omissions except, the names of proprietary products are distinguished by initial capital letters.

^[1] All references to Kosovo should be understood to be in the context of the United Nations Security Council resolution 1244 (1999). In the map, number of cases of Serbia and Kosovo (UNSCR 1244, 1999) have been aggregated for visualization purposes.