

COVID-19 Weekly Epidemiological Update

Edition 73, published 6 January 2022

In this edition:

- [Global overview](#)
- [WHO regional overviews](#)

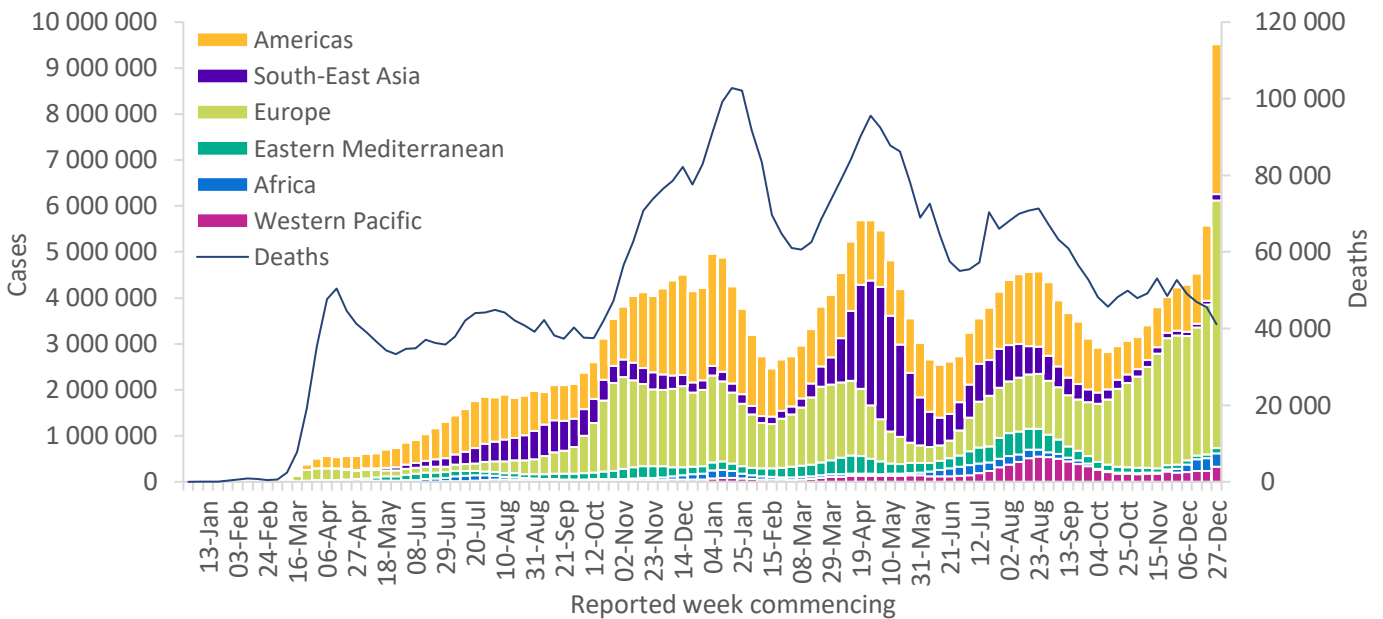
Global overview

Data as of 2 January 2022

During the week 27 December 2021 to 2 January 2022, following a gradual increase since October, the global number of new cases increased sharply by 71% as compared to the previous week (Table 1), while the number of new deaths decreased by 10%. This corresponds to just under 9.5 million new cases and over 41 000 new deaths reported during the last week. As of 2 January, a total of nearly 289 million cases and just over 5.4 million deaths have been reported globally (Figure 1).

All regions reported an increase in the incidence of weekly cases, with the Region of the Americas reporting the largest increase (100%), followed by the South-East Asia (78%), European (65%), Eastern Mediterranean (40%), Western Pacific (38%) and the African (7%) Regions. The African Region was the only region to report a weekly increase in the number of new deaths (22%). All other regions reported a decrease in the incidence of deaths, including the Americas (18%), Western Pacific (10%), South-East Asia (9%), Eastern Mediterranean (7%) and the European (6%) Regions.

Figure 1. COVID-19 cases reported weekly by WHO Region, and global deaths, as of 2 January 2022**



**See [Annex 1: Data, table, and figure notes](#)

The European Region continued to report the highest incidence of weekly cases (577.7 new cases per 100 000 population), followed by the Region of the Americas (319.0 new cases per 100 000 population). Both regions also reported the highest weekly incidence in deaths of 2.4 and 1.1 per 100 000 population, respectively, while all other regions reported <1 new death per 100 000.

The highest numbers of new cases were reported from the United States of America (2 556 690 new cases; 92% increase), the United Kingdom (1 104 316 new cases; 51% increase), France (1 093 162 new cases; 117% increase); Spain (649 832 new cases; 60% increase) and Italy (644 508 new cases; 150% increase).

Table 1. Newly reported and cumulative COVID-19 confirmed cases and deaths, by WHO Region, as of 2 January 2022**

WHO Region	New cases in last 7 days (%)	Change in new cases in last 7 days *	Cumulative cases (%)	New deaths in last 7 days (%)	Change in new deaths in last 7 days *	Cumulative deaths (%)
Europe	5 390 588 (57%)	65%	103 190 471 (36%)	22 817 (55%)	-6%	1 674 758 (31%)
Americas	3 263 069 (34%)	100%	104 698 449 (36%)	10 787 (26%)	-18%	2 411 818 (44%)
Western Pacific	329 598 (3%)	38%	11 391 761 (4%)	2 769 (7%)	-10%	156 515 (3%)
Africa	294 373 (3%)	7%	7 350 001 (3%)	1 159 (3%)	22%	156 451 (3%)
South-East Asia	135 147 (1%)	78%	45 034 821 (16%)	2 454 (6%)	-9%	721 940 (13%)
Eastern Mediterranean	107 713 (1%)	40%	17 201 367 (6%)	1 192 (3%)	-7%	316 141 (6%)
Global	9 520 488 (100%)	71%	288 867 634 (100%)	41 178 (100%)	-10%	5 437 636 (100%)

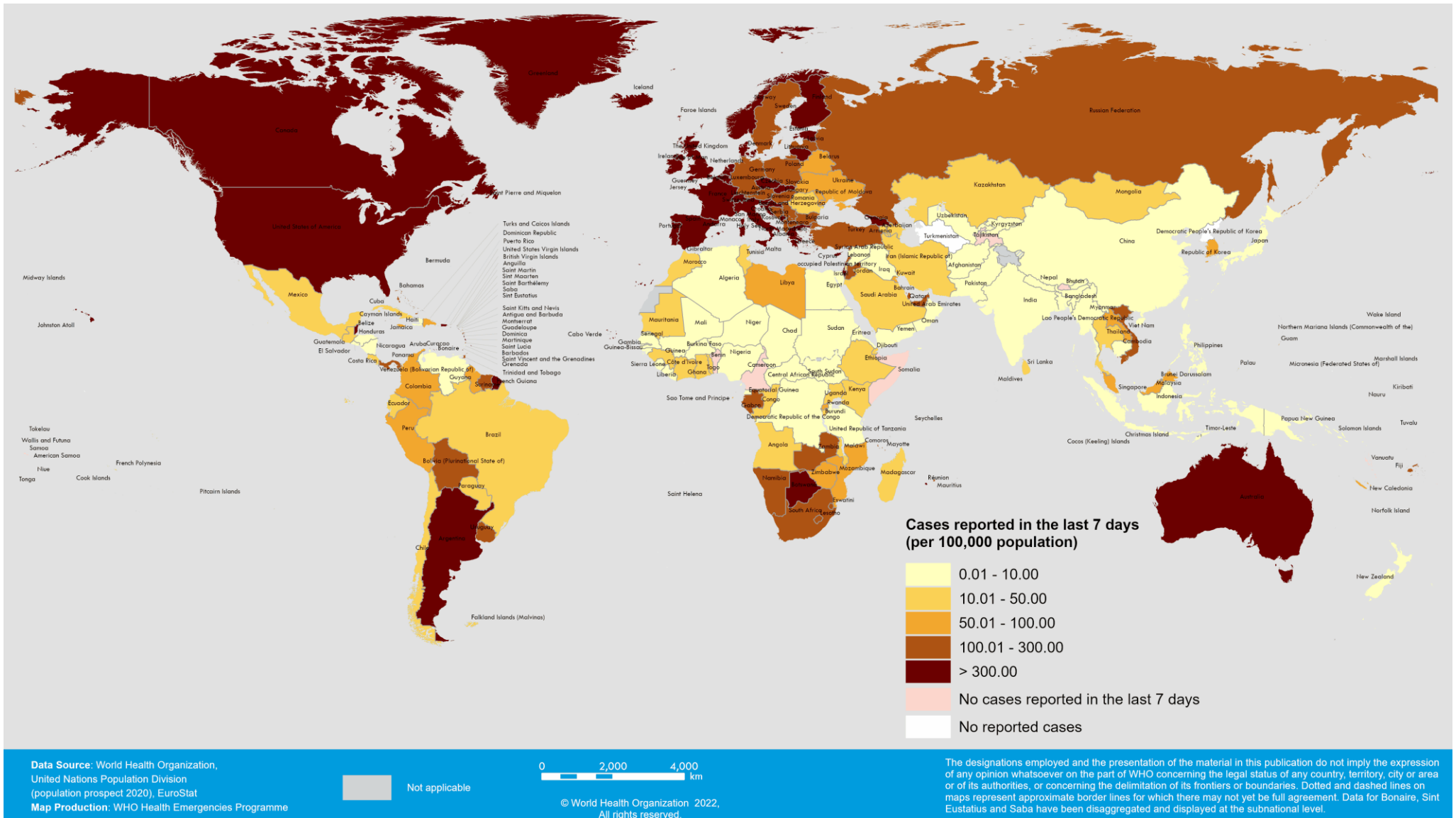
*Percent change in the number of newly confirmed cases/deaths in the past seven days, compared to seven days prior

**See [Annex 1: Data, table, and figure notes](#)

For the latest data and other updates on COVID-19, please see:

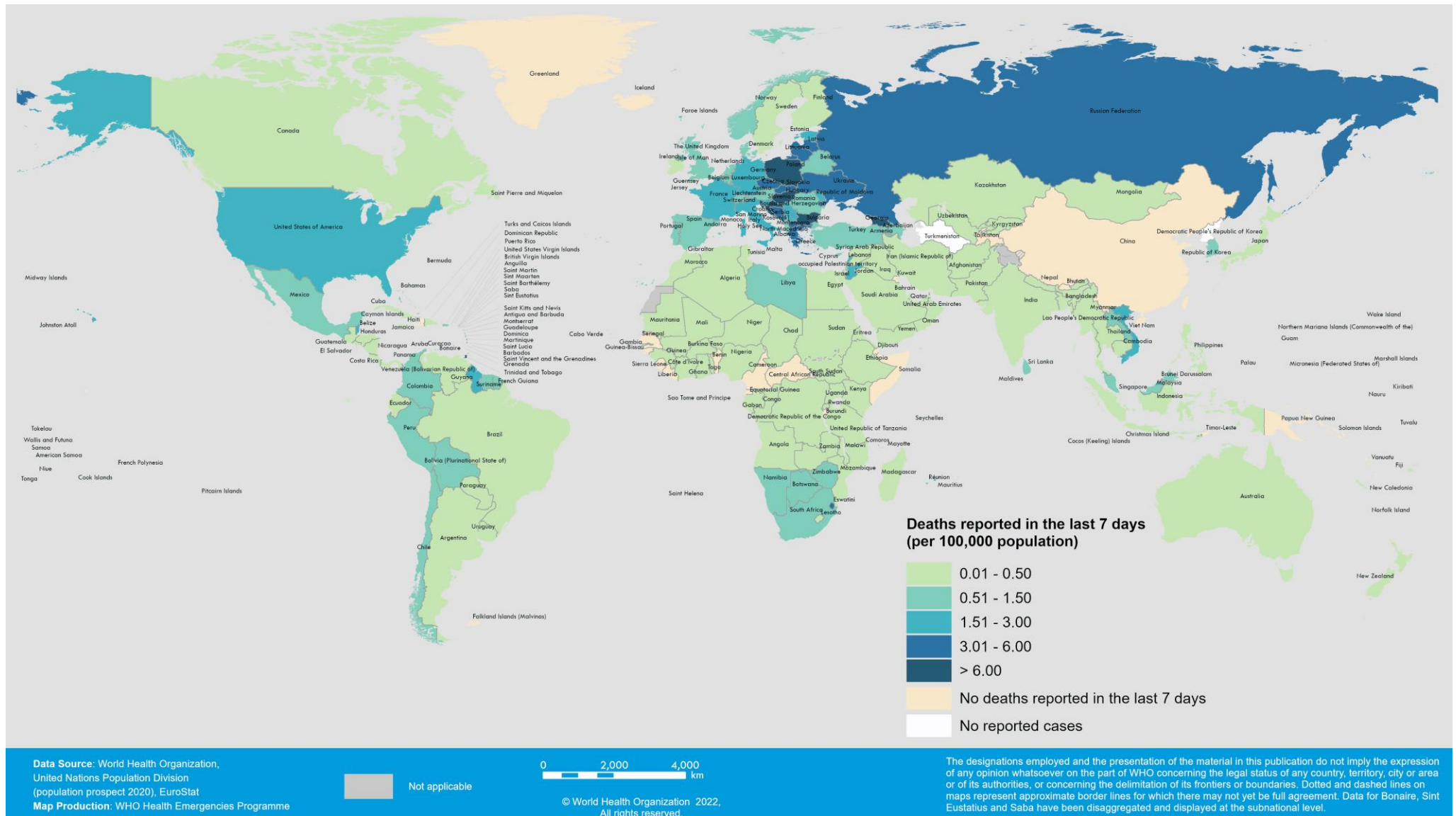
- [WHO COVID-19 Dashboard](#)
- [WHO COVID-19 Weekly Operational Update and previous editions of the Weekly Epidemiological Update](#)

Figure 2. COVID-19 cases per 100 000 population reported by countries, territories and areas, 27 December 2021 - 2 January 2022**



**See Annex 1: Data, table, and figure notes

Figure 3. COVID-19 deaths per 100 000 population reported by countries, territories and areas, 27 December 2021 - 2 January 2022**



**See Annex 1: Data, table, and figure notes

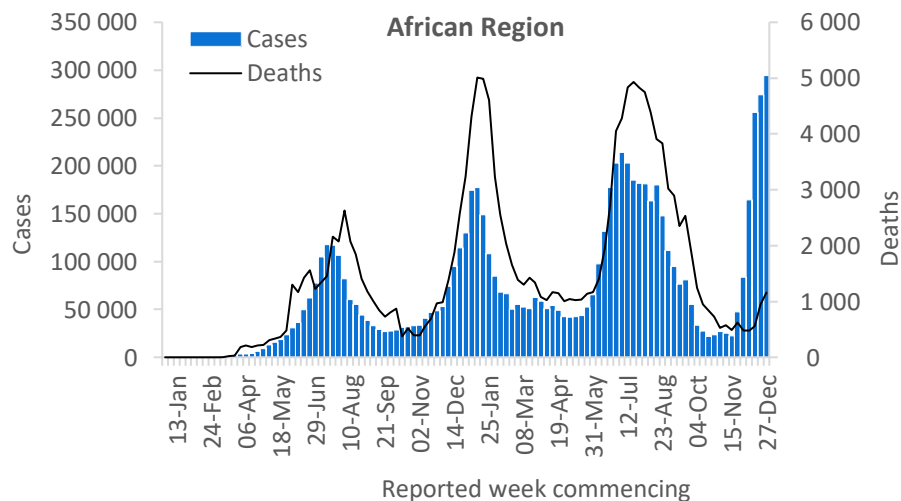
Additional resources

- [Tracking SARS-CoV-2 Variants](#)
- [COVID-19 new variants: Knowledge gaps and research](#)
- [Genomic sequencing of SARS-CoV-2: a guide to implementation for maximum impact on public health](#)
- [Considerations for implementing and adjusting PHSM in the context of COVID-19](#)

African Region

The African Region reported over 294 000 new cases, with a similar increase in incidence as the previous week (7%). Increases in case incidence of over 50% as compared to the previous week were observed in over half of countries (28/49; 57%) in the Region. The highest numbers of new cases were reported from South Africa (60 142 new cases; 101.4 new cases per 100 000 population; a 48% decrease), Ethiopia (28 590 new cases; 24.9 new cases per 100 000 population; a 43% increase) and Mozambique (26 860 new cases; 85.9 new cases per 100 000; a 298% increase).

The Region reported over 1100 new weekly deaths, a 22% increase as compared to the number reported during the previous week. The highest numbers of new deaths were reported from South Africa (425 new deaths; <1 new death per 100 000 population; similar to the previous week), Zimbabwe (132 new deaths; <1 new death per 100 000; a 28% increase) and Algeria (55 new deaths; <1 new death per 100 000; an 12% increase).

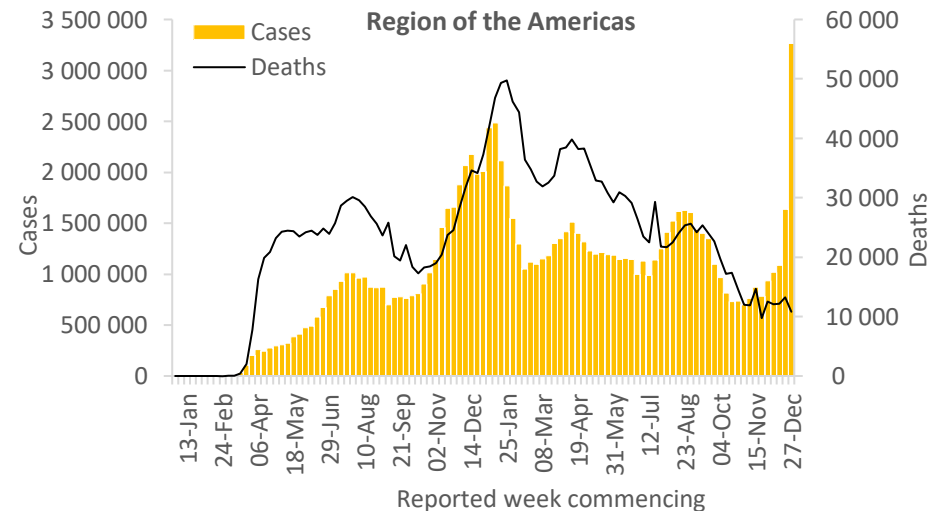


Updates from the [African Region](#)

Region of the Americas

The Region of the Americas reported over 3.2 million new cases, an increase of 100%, as compared to the previous week. The trends are largely driven by the incidence of cases in the United States of America and over 70% of the countries (39/56) reported increases of over 50%. The highest numbers of new cases were reported from the United States of America (2 556 690 new cases; 772.4 new cases per 100 000; a 92% increase), Argentina (229 192; 507.1 new cases per 100 000; a 290% increase) and Canada (180 587 new cases; 478.5 new cases per 100 000; a 90% increase).

Over 10 000 new deaths were reported, a 18% decrease as compared to the number reported during the previous week. The highest numbers of new deaths were reported from the United States of America (8004 new deaths; 2.4 new deaths per 100 000; a 22% decrease), Brazil (664 new deaths; <1 new death per 100 000; a 16% decrease), and Mexico (646 new deaths; <1 new death per 100 000; a 31% increase).

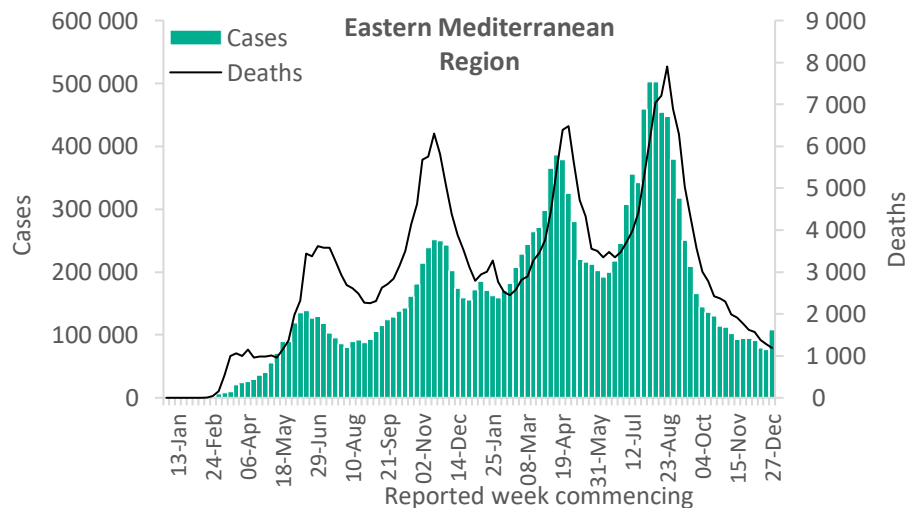


Updates from the [Region of the Americas](#)

Eastern Mediterranean Region

After reporting relatively stable number of weekly cases over the past two months, countries in the Eastern Mediterranean Region reported a 40% increase in the number of new weekly cases, with over 107 000 cases reported. Half of the countries (11/22) reported increases in cases of over 50%, with the highest increases reported from Morocco (9833 vs 2959 new cases, a 232% increase); Kuwait (2812 vs 888 new cases, a 217% increase) and Bahrain (3159 vs 1108 new cases, 185% increase). The highest numbers of new cases were reported from Lebanon (20 029 new cases; 293.4 new cases per 100 000; a 70% increase), the United Arab Emirates (14 963 new cases; 151.3 new cases per 100 000; a 164% increase) and Jordan (12 856 new cases; 126.0 new cases per 100 000; a 28% decrease).

The weekly incidence of deaths in the Region decreased by 7%, while the highest numbers of new deaths were reported from the Islamic Republic of Iran (291 new deaths; <1 new death per 100 000; an 8% decrease), Jordan (240 new deaths; 2.4 new deaths per 100 000; a 5% decrease) and Egypt (197 new deaths; <1 new death per 100 000; a 23% decrease).

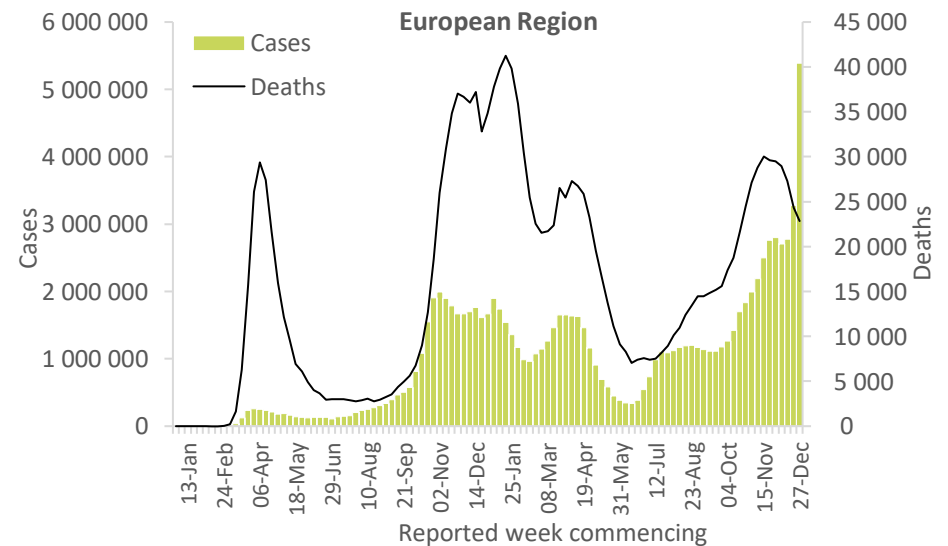


Updates from the [Eastern Mediterranean Region](#)

European Region

The European Region reported just under 5.4 million new cases, a 65% increase as compared to the previous week. The weekly incidence of deaths decreased by 6%, as compared to the previous week, with over 22 000 new deaths reported. Weekly increases in cases of over 50% were reported by 43% (26/61) of countries in the Region, with the highest increases reported from Montenegro (9093 vs 1299 new cases, a 353% increase), Greece (170 029 vs 39 594 new cases, a 329% increase) and Cyprus (19 311 vs 5135 new cases, a 276% increase). The highest numbers of new cases were reported from the United Kingdom (1 104 316 new cases; 1626.7 new cases per 100 000; a 51% increase), France (1 093 162 new cases; 1680.8 new cases per 100 000; a 117% increase) and Spain (649 832 new cases; 1372.9 new cases per 100 000; a 60% increase).

The highest numbers of new deaths continue to be reported from the Russian Federation (6300 new deaths; 4.3 new deaths per 100 000; a 10% decrease), Poland (3265 new deaths; 8.6 new deaths per 100 000; a 15% increase), and Germany (1791 new deaths; 2.2 new deaths per 100 000; a 16% decrease).

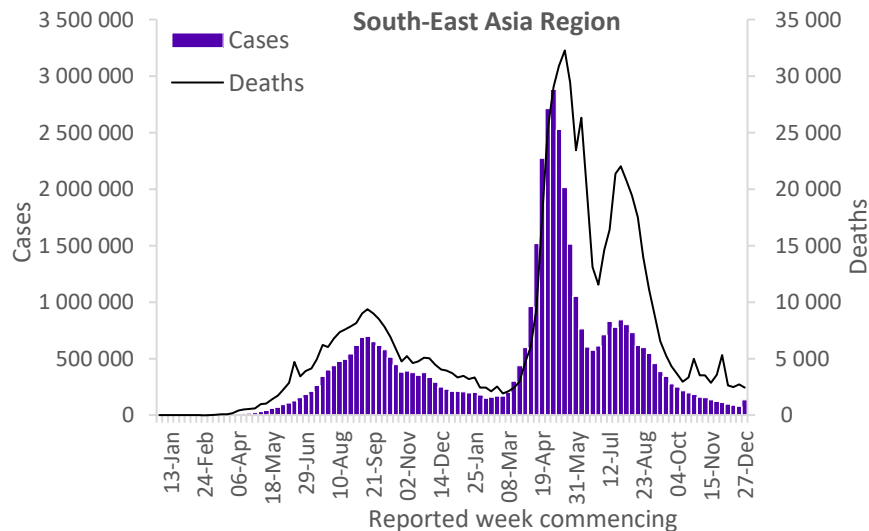


Updates from the [European Region](#)

South-East Asia Region

After a declining trend in the number of weekly cases since the end of July 2021, the South-East Asia Region reported an increase in case incidence of 78%, corresponding to over 135 000 new cases. However, the number of new weekly deaths decreased by 9%, with over 2400 new deaths reported. Half of the countries (5/10) reported weekly increases in the number of new cases of over 10%. After India, the highest increases in new cases were reported by Bangladesh (3213 vs 2170 new cases, a 48% increase) and the Maldives (1188 vs 907 new cases, a 31% increase). The highest numbers of new cases were reported from India (102 330 new cases; 7.4 new cases per 100 000; a 120% increase), Thailand (19 588 new cases; 28.1 new cases per 100 000; a 6% increase) and Sri Lanka (4286 new cases; 20,0 new cases per 100 000; an 8 increase).

The highest numbers of new deaths continued to be reported from India (2088 new deaths; <1 new death per 100 000; an 8% decrease), Thailand (140 new deaths; <1 new death per 100 000; a 31% decrease), and Sri Lanka (135 new deaths; <1 new death per 100 000; similar to the previous week).

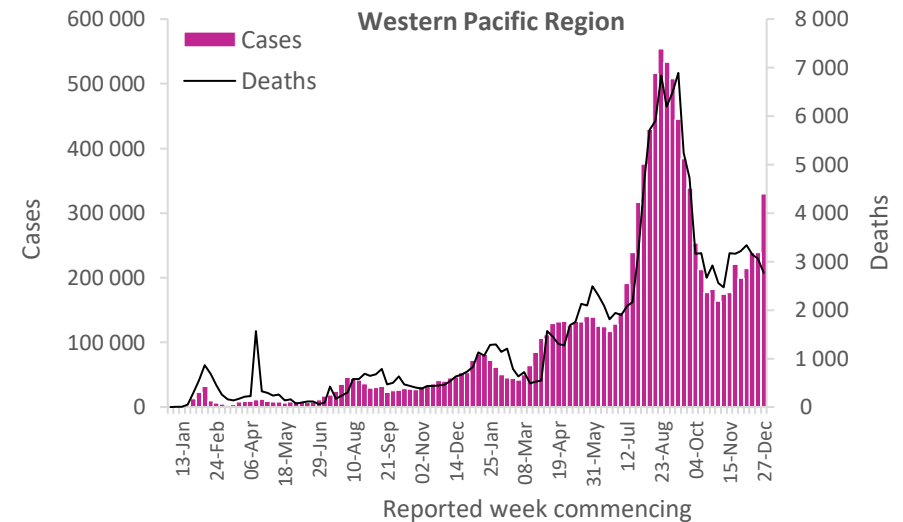


Updates from the [South-East Asia Region](#)

Western Pacific Region

The Western Pacific Region reported over 329 000 new cases, a 38% increase, as compared to the previous week. The incidence of deaths decreased by 10% as compared to the previous week, with over 2700 new weekly deaths reported. Nearly one-third of the countries in the Region (8/27, 30%) reported an increase in case incidence of over 50%, with the highest increases reported from the Philippines (9124 vs 833 new cases, a 995% increase), Fiji (1614 vs 192 new cases, a 741% increase) and Australia. The highest numbers of new cases were reported from Australia (138 240 new cases; 542.1 new cases per 100 000; a 203% decrease), Viet Nam (109 637 new cases; 112.6 new cases per 100 000, similar to the previous week), and the Republic of Korea (31 615 new cases; 61.7 new cases per 100 000; a 25% decrease).

The highest numbers of new deaths were reported from Viet Nam (1603 new deaths; 1.6 new deaths per 100 000; similar to the previous week), the Republic of Korea (449 new deaths; <1 new death per 100 000; a 14% decrease), and the Philippines (358 new deaths; <1 new death per 100 000; a 30% decrease).



Updates from the [Western Pacific Region](#)

Technical guidance and other resources

- [WHO technical guidance](#)
- [WHO COVID-19 Dashboard](#)
- [WHO Weekly Operational Updates on COVID-19](#)
- [WHO COVID-19 case definitions](#)
- [COVID-19 Supply Chain Inter-Agency Coordination Cell Weekly Situational Update](#)
- [Research and Development](#)
- [Open WHO courses on COVID-19](#) in official UN languages and in [additional national languages](#)
- [WHO Academy COVID-19 mobile learning app](#)
- [The Strategic Preparedness and Response Plan](#) (SPRP) outlining the support the international community can provide to all countries to prepare and respond to the virus
- [EPI-WIN: tailored information for individuals, organizations, and communities](#)
- Recommendations and advice for the public:
 - [Protect yourself](#)
 - [Questions and answers](#)
 - [Travel advice](#)

Annex 1. Data, table, and figure notes

Data presented are based on official laboratory-confirmed COVID-19 cases and deaths reported to WHO by country/territories/areas, largely based upon WHO [case definitions](#) and [surveillance guidance](#). While steps are taken to ensure accuracy and reliability, all data are subject to continuous verification and change, and caution must be taken when interpreting these data as several factors influence the counts presented, with variable underestimation of true case and death incidences, and variable delays to reflecting these data at the global level. Case detection, inclusion criteria, testing strategies, reporting practices, and data cut-off and lag times differ between countries/territories/areas. A small number of countries/territories/areas report combined probable and laboratory-confirmed cases. Differences are to be expected between information products published by WHO, national public health authorities, and other sources.

Due to public health authorities conducting data reconciliation exercises that remove large numbers of cases or deaths from their total counts, negative numbers may be displayed in the new cases/deaths columns as appropriate. When additional details become available that allow the subtractions to be suitably apportioned to previous days, graphics will be updated accordingly. A record of historic data adjustment made is available upon request by emailing epi-data-support@who.int. Please specify the countries of interest, time period, and purpose of the request/intended usage. Prior situation reports will not be edited; see covid19.who.int for the most up-to-date data. COVID-19 confirmed cases and deaths reported in the last seven days by countries, territories, and areas, and WHO Region (reported in previous issues) are now available at: <https://covid19.who.int/table>.

‘Countries’ may refer to countries, territories, areas or other jurisdictions of similar status. The designations employed, and the presentation of these materials do not imply the expression of any opinion whatsoever on the part of WHO concerning the legal status of any country, territory, or area or of its authorities, or concerning the delimitation of its frontiers or boundaries. Dotted and dashed lines on maps represent approximate border lines for which there may not yet be full agreement. Countries, territories, and areas are arranged under the administering WHO region. The mention of specific companies or of certain manufacturers’ products does not imply that they are endorsed or recommended by WHO in preference to others of a similar nature that are not mentioned. Errors and omissions except, the names of proprietary products are distinguished by initial capital letters.

^[1] All references to Kosovo should be understood to be in the context of the United Nations Security Council resolution 1244 (1999). In the map, the number of cases of Serbia and Kosovo (UNSCR 1244, 1999) have been aggregated for visualization purposes.