

Coronavirus disease (COVID-19)

Situation Report – 197

Data as received by WHO from national authorities by 10:00 CEST, 4 August 2020

Highlights

With over 18 million cases reported today, and new cases rising by around 250 000 each day, now is not the time to be complacent. As some economies and societies open up, WHO continues to urge the public to remain vigilant and take precautions to avoid getting COVID-19; while urging countries to increase testing and contact tracing to ensure no cases are missed and ensure appropriate treatment is available.

In his regular media briefing yesterday, WHO Director-General Dr Tedros reiterated that [“We have seen around the world, that it’s never too late to turn this pandemic around. If we act together today, we can save lives, we can save livelihoods if we do it all together.”](#)

WHO has published a scientific brief on [estimating mortality from COVID-19](#). The brief discusses the limitations and difficulties in interpreting the case fatality ratio of COVID-19, and potential biases that could arise in ascertaining mortality.

Today’s [‘Subject in Focus’](#) summarises the work being done by the WHO Regional Office for Africa and partners to respond to the COVID-19 Infodemic.

Situation in numbers (by WHO Region)

Total (new cases in last 24 hours)

Globally	18 142 718 cases (219 862)	691 013 deaths (4 278)
Africa	825 272 cases (9 276)	14 139 deaths (77)
Americas	9 741 727 cases (111 129)	365 334 deaths (2 172)
Eastern Mediterranean	1 574 551 cases (9 715)	41 202 deaths (420)
Europe	3 425 017 cases (28 964)	214 238 deaths (647)
South-East Asia	2 242 656 cases (55 641)	47 574 deaths (899)
Western Pacific	332 754 cases (5 137)	8 513 deaths (63)

Subject in Focus: WHO Regional Office for Africa leads regional collaboration to manage the COVID-19 infodemic

In February 2020, WHO raised the concern of an “infodemic”, that is, an overabundance of information, some accurate, some false or misleading, that occurs during a public health crisis. An infodemic can ultimately undermine trust in the public health response, which can in turn lead to the prolongation of a crisis and to people making risky decisions.

Given the overwhelming volume of misinformation and the ease of rapid cross-border viral spread of this misinformation, an effective approach to infodemic management requires a multi-stakeholder collaboration at both the global and regional levels. In Africa, WHO is leading an Alliance of partners comprised of operational agencies responding to the pandemic, fact-checking organizations, media outlets and technology companies to work collaboratively to respond to the COVID-19 Infodemic.

The Alliance stakeholders are working together to:

1. Quickly identify infodemic risks and public information gaps in Africa, through a comprehensive multi-stakeholder social listening process that encompasses social networks, mainstream media, public radio and private messaging services such as WhatsApp.
2. Provide an operational hub for information sharing between African agencies, fact checkers and media, allowing for deep networking of expertise to facilitate rapid response to emergent threats.
3. Create highly engaging and shareable fact-based health information and fact checks that are distributed and shared widely across the continent, including by media partners.
4. Increase the resilience of African audiences to misinformation through the creation and distribution of misinformation literacy content that helps increase individual awareness of the risks associated with health misinformation and provides basic tools and steps to help avoid sharing falsehoods.
5. Support ongoing research into the efficacy of infodemic management interventions, including the assessment of the impact of communications-based interventions on public behavior.

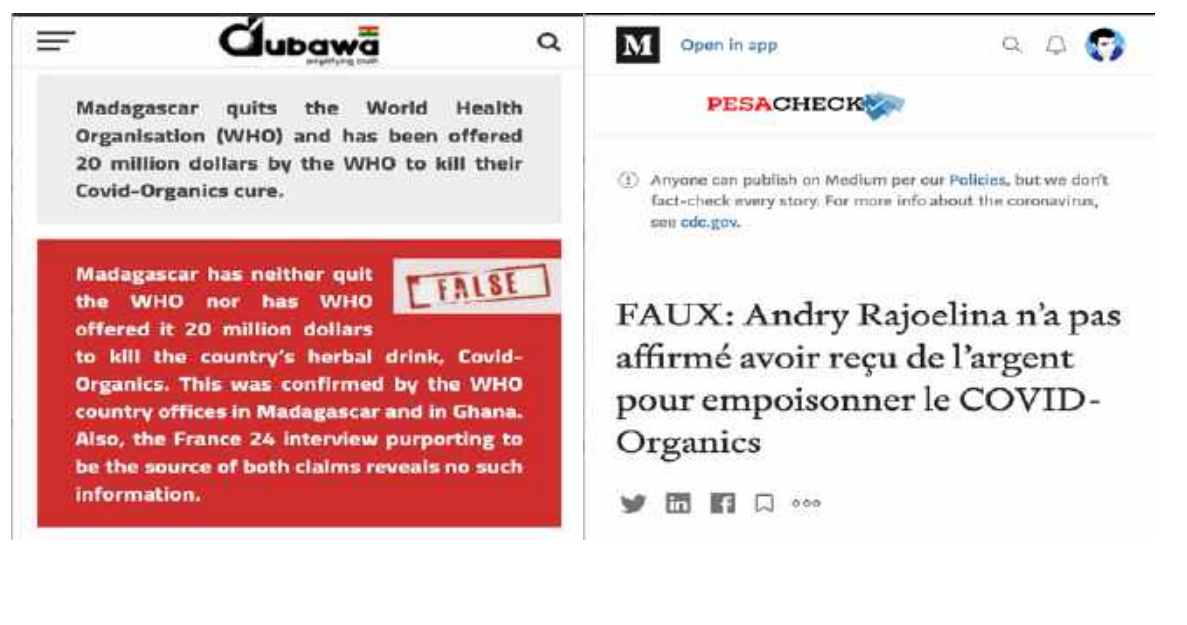
At present, Alliance partners are working together to share findings from social monitoring (for example what new claims are emerging and what old claims are re-emerging, where is this information spreading, and what trends are observable) and to share expertise to support the work of fact checkers (for example technical information about vaccine testing and provision, official positions on claims related to WHO.) This type of collaboration is essential in infodemic response, because it allows for a holistic view of the regional information ecosystem and supports a highly coordinated response.

CASE STUDY: Debunking the 'COVID Organics' claims

Between April and May 2020, claims about the efficacy of 'COVID Organics' as a treatment had risen, including claims that some countries supported the use of these products. These claims and WHO's approval (or lack thereof) of the approach circulated widely on social networks and in mainstream media.

To understand the spread of the 'COVID Organics' claims, Alliance partner UN Global Pulse conducted widescale monitoring that showed that at its peak, the 'COVID Organics' story was reaching almost 14 million people per day, and that mentions of the story were focused in Nigeria, South Africa, Madagascar, Ghana and Senegal.

Fact checkers, who were part of the Alliance, quickly published numerous investigations into the story and debunked many of the associated claims, with supporting information from WHO and other agency sources.

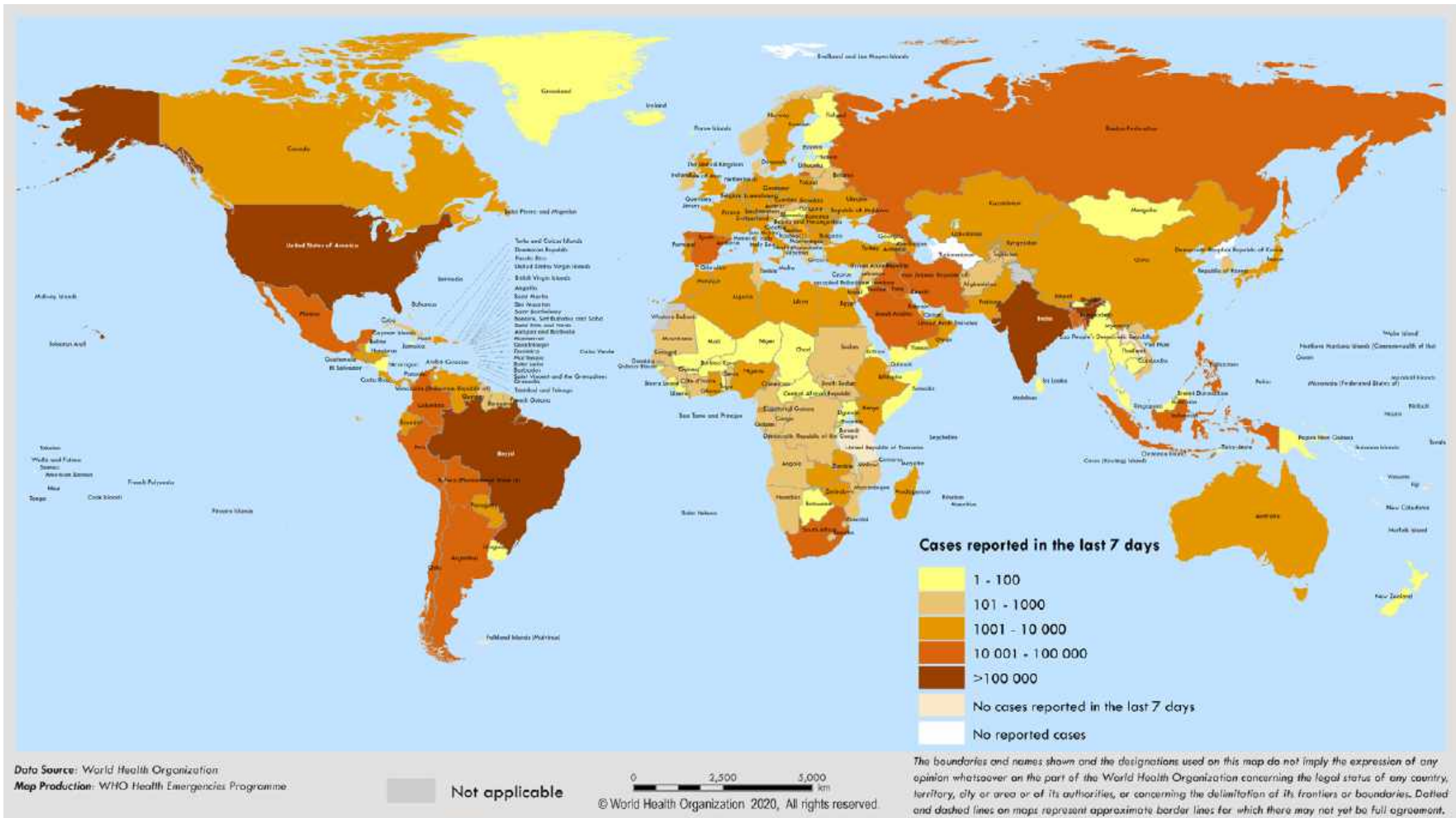


Moving forward, the WHO Regional Office for Africa (AFRO) will be working through the Alliance with experts in producing engaging journalistic content for social platforms, with the goal of producing fact checking content and misinformation literacy messages that are visually engaging and easily shareable. The Alliance will tap into features to help make the debunking of misinformation "viral" - to boost the reach of fact-based health information on the continent. To support this effort, and to ensure that populations who do not have access to social media platforms are able to be reached, the Alliance will also work to distribute content and research through mainstream media outlets at a regional and country levels.

The Africa Infodemic Response Alliance supports early detection and rapid response to infodemic risk. The present infodemic challenges will not end with the end of COVID-19, even if such an end were in sight. Indeed, WHO AFRO anticipates that the upcoming wild poliovirus certification of eradication in the African Region and the introduction of the novel Oral Polio Vaccine (nOPV2) will spark new infodemic challenges that may exacerbate fears and mistrust. The Africa Infodemic Response Alliance can play a key long-term role in supporting effective infodemic management and response and provide a model that can be replicated in other WHO regions in future.

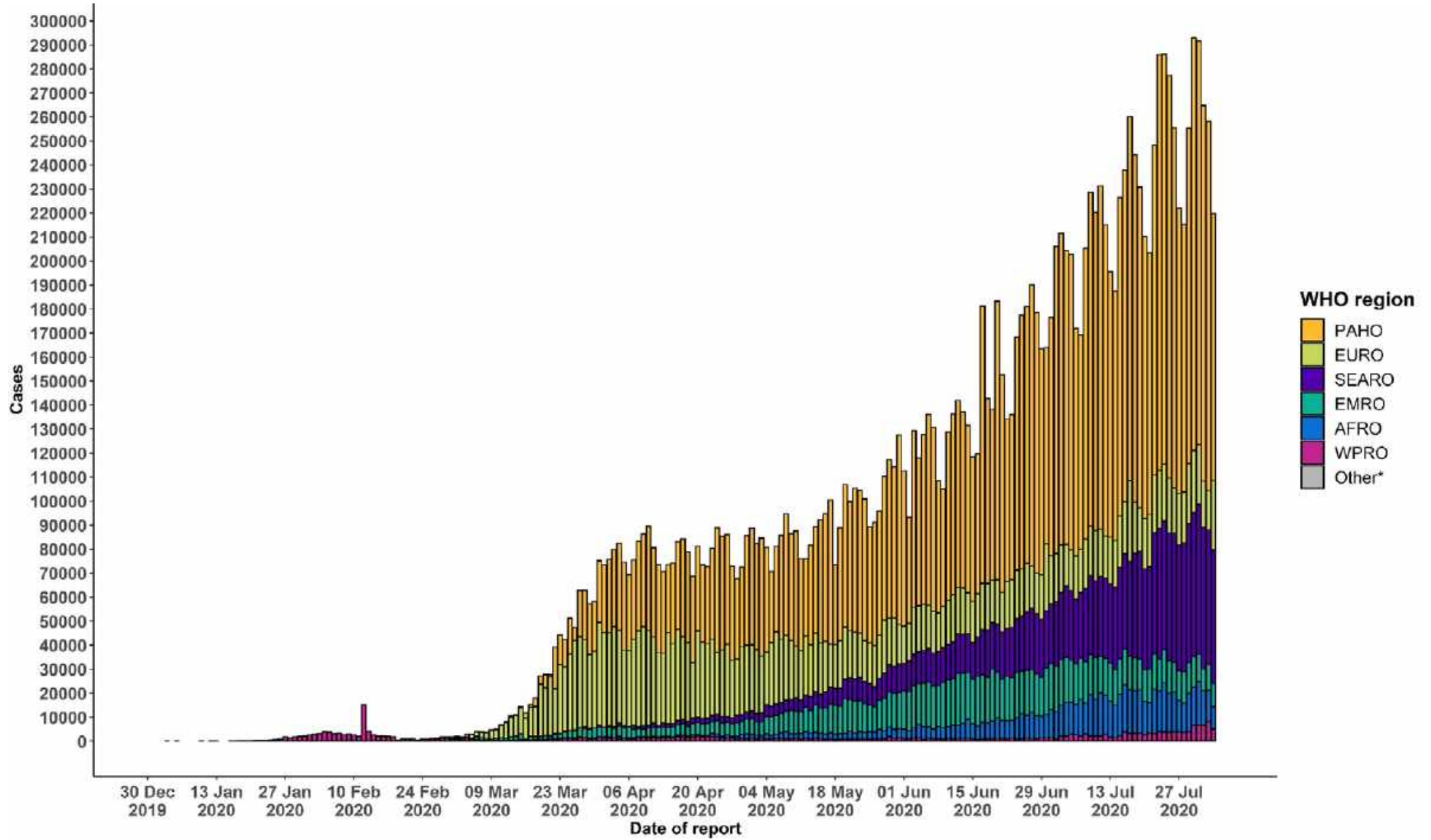
Surveillance

Figure 1. Number of confirmed* COVID-19 cases reported in the last seven days by country, territory or area, 29 July to 4 August **



**See [Annex 1](#) for data, table and figure notes.

Figure 2. Number of confirmed COVID-19 cases, by date of report and WHO region, 30 December through 4 August**



**See [Annex 1](#) for data, table and figure notes.

Table 1. Countries, territories or areas with reported laboratory-confirmed* COVID-19 cases and deaths, by WHO region. Data as of 10 AM CEST, 4 August 2020**

Reporting Country/Territory/Area	Total confirmed cases	Total confirmed new cases	Total deaths	Total new deaths	Transmission classification ⁱ	Days since last reported case
Africa						
South Africa	516 862	5 377	8 366	0	Community transmission	0
Nigeria	44 129	288	896	8	Community transmission	0
Ghana	37 014	0	182	0	Community transmission	1
Algeria	31 972	507	1 229	- 2	Community transmission	0
Kenya	22 597	544	382	13	Community transmission	0
Ethiopia	19 289	583	336	26	Community transmission	0
Cameroon	17 718	463	391	0	Community transmission	0
Côte d'Ivoire	16 220	38	102	0	Community transmission	0
Madagascar	11 660	132	118	4	Community transmission	0
Senegal	10 386	42	211	2	Community transmission	0
Democratic Republic of the Congo	9 132	18	214	0	Community transmission	0
Gabon	7 646	115	51	1	Community transmission	0
Guinea	7 418	54	46	0	Community transmission	0
Zambia	6 580	233	171	1	Community transmission	0
Mauritania	6 382	59	157	0	Community transmission	0
Equatorial Guinea	4 821	0	83	0	Community transmission	3
Central African Republic	4 614	0	59	0	Community transmission	2
Malawi	4 273	42	123	0	Community transmission	0
Zimbabwe	4 075	154	80	10	Clusters of cases	0
Congo	3 387	0	57	1	Community transmission	2
Eswatini	2 838	63	42	0	Community transmission	0

Reporting Country/Territory/Area	Total confirmed* cases	Total confirmed* new cases	Total deaths	Total new deaths	Transmission classification ¹	Days since last reported case
Cabo Verde	2 583	36	25	1	Clusters of cases	0
Mali	2 543	8	124	0	Community transmission	0
South Sudan	2 437	8	47	1	Community transmission	0
Namibia	2 406	112	12	1	Clusters of cases	0
Rwanda	2 092	30	5	0	Clusters of cases	0
Guinea-Bissau	1 981	0	27	0	Community transmission	5
Mozambique	1 973	27	14	1	Community transmission	0
Benin	1 914	109	38	2	Community transmission	0
Sierra Leone	1 848	5	67	0	Community transmission	0
Angola	1 280	116	58	4	Clusters of cases	0
Liberia	1 214	7	78	1	Community transmission	0
Uganda	1 195	13	5	1	Clusters of cases	0
Burkina Faso	1 150	1	53	0	Community transmission	0
Niger	1 147	9	69	0	Community transmission	0
Togo	961	34	19	1	Community transmission	0
Chad	936	0	75	0	Community transmission	3
Sao Tome and Principe	874	0	15	0	Clusters of cases	2
Botswana	804	0	2	0	Clusters of cases	5
Lesotho	718	0	19	0	Clusters of cases	1
United Republic of Tanzania	509	0	21	0	Community transmission	88
Gambia	498	0	9	0	Sporadic cases	3
Burundi	395	0	1	0	Clusters of cases	1
Comoros	386	0	7	0	Community transmission	1

Reporting Country/Territory/Area	Total confirmed* cases	Total confirmed* new cases	Total deaths	Total new deaths	Transmission classification ¹	Days since last reported case
Mauritius	344	0	10	0	Sporadic cases	10
Eritrea	282	3	0	0	Sporadic cases	0
Seychelles	114	0	0	0	Sporadic cases	7
Territoriesⁱⁱ						
Mayotte	3 008	46	39	0	Clusters of cases	0
Réunion	667	0	4	0	Clusters of cases	1
Americas						
United States of America	4 629 459	47 183	154 226	469	Community transmission	0
Brazil	2 733 677	25 800	94 104	541	Community transmission	0
Mexico	439 046	4 853	47 746	274	Community transmission	0
Peru	428 850	6 667	19 614	206	Community transmission	0
Chile	361 493	1 762	9 707	99	Community transmission	0
Colombia	317 651	11 470	10 650	320	Community transmission	0
Argentina	201 919	5 376	3 667	55	Community transmission	0
Canada	116 884	285	8 945	4	Community transmission	0
Ecuador	87 041	809	5 767	31	Community transmission	0
Bolivia (Plurinational State of)	80 153	1 360	3 153	89	Community transmission	0
Dominican Republic	73 117	874	1 183	5	Community transmission	0
Panama	67 453	1 070	1 471	22	Community transmission	0
Guatemala	51 542	236	2 013	18	Community transmission	0
Honduras	43 197	512	1 377	9	Community transmission	0
Venezuela (Bolivarian Republic of)	20 206	763	174	5	Community transmission	0
Costa Rica	18 975	788	162	8	Community transmission	0
El Salvador	17 843	395	477	10	Community transmission	0

Reporting Country/Territory/Area	Total confirmed* cases	Total confirmed* new cases	Total deaths	Total new deaths	Transmission classification ¹	Days since last reported case
Haiti	7 476	8	165	0	Community transmission	0
Paraguay	5 644	159	52	0	Community transmission	0
Nicaragua	3 080	0	116	0	Community transmission	6
Cuba	2 670	24	87	0	Clusters of cases	0
Suriname	1 849	89	27	1	Clusters of cases	0
Uruguay	1 286	8	36	1	Clusters of cases	0
Jamaica	894	11	12	2	Clusters of cases	0
Bahamas	648	74	14	0	Clusters of cases	0
Guyana	474	44	21	1	Clusters of cases	0
Trinidad and Tobago	182	2	8	0	Sporadic cases	0
Barbados	132	10	7	0	Clusters of cases	0
Antigua and Barbuda	91	0	3	0	Clusters of cases	4
Belize	57	1	2	0	Sporadic cases	0
Saint Vincent and the Grenadines	55	1	0	0	Sporadic cases	0
Saint Lucia	25	0	0	0	Sporadic cases	4
Grenada	24	0	0	0	Clusters of cases	4
Dominica	18	0	0	0	Clusters of cases	52
Saint Kitts and Nevis	17	0	0	0	No cases	24
Territoriesⁱⁱ						
Puerto Rico	18 791	380	230	0	Community transmission	0
French Guiana	7 948	91	44	1	Community transmission	0
United States Virgin Islands	439	1	8	0	Community transmission	0
Martinique	269	0	15	0	Clusters of cases	10
Guadeloupe	265	0	14	0	Clusters of cases	2

Reporting Country/Territory/Area	Total confirmed* cases	Total confirmed* new cases	Total deaths	Total new deaths	Transmission classification ¹	Days since last reported case
Cayman Islands	203	0	1	0	Sporadic cases	20
Bermuda	157	1	9	0	Sporadic cases	0
Sint Maarten	146	18	16	1	Community transmission	0
Aruba	122	2	3	0	Sporadic cases	0
Turks and Caicos Islands	114	0	2	0	Clusters of cases	2
Saint Martin	53	0	3	0	Sporadic cases	5
Curaçao	29	0	1	0	Sporadic cases	10
Bonaire, Sint Eustatius and Saba	13	2	0	0	Sporadic cases	0
Falkland Islands (Malvinas)	13	0	0	0	No cases	100
Montserrat	13	0	1	0	No cases	8
Saint Barthélemy	9	0	0	0	No cases	1
British Virgin Islands	8	0	1	0	No cases	80
Saint Pierre and Miquelon	4	0	0	0	Sporadic cases	18
Anguilla	3	0	0	0	No cases	122
Eastern Mediterranean						
Iran (Islamic Republic of)	312 035	2 598	17 405	215	Community transmission	0
Pakistan	280 461	432	5 999	15	Clusters of cases	0
Saudi Arabia	280 093	1 258	2 949	32	Clusters of cases	0
Iraq	131 886	2 735	4 934	66	Community transmission	0
Qatar	111 322	215	177	0	Community transmission	0
Egypt	94 640	157	4 888	23	Clusters of cases	0
Oman	79 159	0	421	0	Community transmission	4
Kuwait	68 299	388	461	4	Clusters of cases	0
United Arab Emirates	61 163	164	351	0	Community transmission	0

Reporting Country/Territory/Area	Total confirmed* cases	Total confirmed* new cases	Total deaths	Total new deaths	Transmission classification ¹	Days since last reported case
Bahrain	41 835	299	150	3	Clusters of cases	0
Afghanistan	36 747	37	1 288	5	Clusters of cases	0
Morocco	26 196	659	401	19	Clusters of cases	0
Sudan	11 738	0	752	0	Community transmission	2
Djibouti	5 240	79	59	0	Clusters of cases	0
Lebanon	5 062	177	65	3	Clusters of cases	0
Libya	4 063	226	93	10	Clusters of cases	0
Somalia	3 220	0	93	0	Sporadic cases	1
Yemen	1 738	0	500	2	Community transmission	1
Tunisia	1 565	4	51	0	Sporadic cases	0
Jordan	1 218	5	22	11	Clusters of cases	0
Syrian Arab Republic	847	38	56	12	Community transmission	0
Territoriesⁱⁱ						
occupied Palestinian territory	16 024	244	87	0	Clusters of cases	0
Europe						
Russian Federation	861 423	5 159	14 351	144	Clusters of cases	0
The United Kingdom	305 627	928	46 210	9	Community transmission	0
Spain	297 054	8 532	28 472	27	Clusters of cases	0
Italy	248 229	159	35 166	12	Clusters of cases	0
Turkey	233 851	995	5 747	19	Community transmission	0
Germany	211 281	879	9 156	8	Clusters of cases	0
France	179 072	3 152	30 175	28	Clusters of cases	0
Kazakhstan	93 820	1 158	1 058	265	Clusters of cases	0
Sweden	81 012	590	5 744	1	Community transmission	0

Reporting Country/Territory/Area	Total confirmed* cases	Total confirmed* new cases	Total deaths	Total new deaths	Transmission classification ¹	Days since last reported case
Ukraine	74 219	1 061	1 764	26	Community transmission	0
Israel	73 012	711	541	9	Community transmission	0
Belgium	70 221	0	9 850	0	Community transmission	1
Belarus	68 166	99	571	4	Community transmission	0
Netherlands	55 415	372	6 140	0	Community transmission	0
Romania	54 009	823	2 432	19	Community transmission	0
Portugal	51 569	106	1 738	0	Clusters of cases	0
Poland	47 469	575	1 732	1	Community transmission	0
Armenia	39 298	196	762	0	Community transmission	0
Kyrgyzstan	37 541	412	1 427	7	Clusters of cases	0
Switzerland	35 527	66	1 706	0	Community transmission	0
Azerbaijan	32 684	241	468	6	Clusters of cases	0
Uzbekistan	26 550	722	161	6	Clusters of cases	0
Serbia	26 451	258	598	8	Community transmission	0
Ireland	26 208	46	1 763	0	Clusters of cases	0
Republic of Moldova	25 482	120	800	8	Community transmission	0
Austria	21 341	32	718	0	Community transmission	0
Czechia	17 008	208	386	2	Clusters of cases	0
Denmark	13 996	207	616	1	Community transmission	0
Bosnia and Herzegovina	12 477	181	358	11	Community transmission	0
Bulgaria	11 955	0	388	0	Clusters of cases	1
North Macedonia	11 140	74	500	3	Clusters of cases	0
Norway	9 268	60	256	1	Clusters of cases	0
Tajikistan	7 538	87	61	1	Pending	0

Reporting Country/Territory/Area	Total confirmed* cases	Total confirmed* new cases	Total deaths	Total new deaths	Transmission classification ⁱ	Days since last reported case
Finland	7 466	13	329	0	Clusters of cases	0
Luxembourg	6 864	169	118	1	Community transmission	0
Albania	5 620	101	172	6	Clusters of cases	0
Croatia	5 296	36	153	4	Clusters of cases	0
Greece	4 737	75	209	1	Clusters of cases	0
Hungary	4 544	9	597	0	Community transmission	0
Montenegro	3 326	46	53	2	Clusters of cases	0
Slovakia	2 354	10	29	0	Clusters of cases	0
Slovenia	2 181	1	117	0	Clusters of cases	0
Lithuania	2 120	10	80	0	Community transmission	0
Estonia	2 080	1	69	0	Sporadic cases	0
Iceland	1 915	8	10	0	Community transmission	0
Latvia	1 246	3	32	0	Clusters of cases	0
Georgia	1 182	3	17	0	Sporadic cases	0
Cyprus	1 155	5	19	0	Clusters of cases	0
Andorra	937	1	52	0	Community transmission	0
Malta	809	14	9	0	Sporadic cases	0
San Marino	716	0	42	0	Community transmission	25
Monaco	99	0	1	0	Sporadic cases	58
Liechtenstein	89	0	1	0	Sporadic cases	4
Holy See	12	0	0	0	Sporadic cases	89
Territoriesⁱⁱ						
Kosovo ^[1]	9 006	250	246	7	Community transmission	0

Reporting Country/Territory/Area	Total confirmed* cases	Total confirmed* new cases	Total deaths	Total new deaths	Transmission classification ¹	Days since last reported case
Isle of Man	336	0	24	0	No cases	74
Jersey	335	0	31	0	Community transmission	5
Guernsey	252	0	13	0	Community transmission	93
Faroe Islands	225	0	0	0	Sporadic cases	3
Gibraltar	188	0	0	0	Clusters of cases	1
Greenland	14	0	0	0	No cases	6
South-East Asia						
India	1 855 745	52 050	38 938	803	Clusters of cases	0
Bangladesh	242 102	1 356	3 184	30	Community transmission	0
Indonesia	113 134	1 679	5 302	66	Community transmission	0
Nepal	20 750	418	57	0	Clusters of cases	0
Maldives	4 293	129	18	0	Clusters of cases	0
Thailand	3 321	1	58	0	Clusters of cases	0
Sri Lanka	2 828	5	11	0	Clusters of cases	0
Myanmar	355	2	6	0	Clusters of cases	0
Bhutan	103	0	0	0	Sporadic cases	1
Timor-Leste	25	1	0	0	No cases	0
Western Pacific						
Philippines	106 330	3 145	2 104	45	Community transmission	0
China	88 574	114	4 678	1	Clusters of cases	0
Singapore	53 051	226	27	0	Clusters of cases	0
Japan	39 858	1 171	1 016	4	Clusters of cases	0
Australia	18 318	395	221	13	Clusters of cases	0

Reporting Country/Territory/Area	Total confirmed* cases	Total confirmed* new cases	Total deaths	Total new deaths	Transmission classification ¹	Days since last reported case
Republic of Korea	14 423	34	301	0	Clusters of cases	0
Malaysia	9 001	2	125	0	Clusters of cases	0
New Zealand	1 217	0	22	0	Clusters of cases	1
Viet Nam	652	31	6	0	Clusters of cases	0
Mongolia	293	0	0	0	Sporadic cases	1
Cambodia	241	1	0	0	Sporadic cases	0
Brunei Darussalam	141	0	3	0	No cases	88
Papua New Guinea	111	1	2	0	Sporadic cases	0
Fiji	27	0	1	0	Sporadic cases	14
Lao People's Democratic Republic	20	0	0	0	Sporadic cases	10
Territoriesⁱⁱ						
Guam	367	16	5	0	Clusters of cases	0
French Polynesia	62	0	0	0	Sporadic cases	37
Northern Mariana Islands (Commonwealth of the)	46	1	2	0	Pending	0
New Caledonia	22	0	0	0	Sporadic cases	20
Subtotal for all regions	18 141 977	219 862	691 000	4 278		
Other [†]	741	0	13	0	Not applicable	-
Grand total	18 142 718	219 862	691 013	4 278		

****See [Annex 1](#) for data, table and figure notes.**

Technical guidance and other resources

- To view all technical guidance documents regarding COVID-19, please go to [this webpage](#).
- Updates from WHO regional offices
 - [WHO AFRO](#)
 - [WHO PAHO](#)
 - [WHO EMRO](#)
 - [WHO SEARO](#)
 - [WHO EURO](#)
 - [WHO WPRO](#)
- [Research and Development](#)
- [Online courses on COVID-19](#) and in [additional national languages](#)
- [The Strategic Preparedness and Response Plan](#) (SPRP) outlining the support the international community can provide to all countries to prepare and respond to the virus
- [WHO Coronavirus Disease \(COVID-19\) Dashboard](#)
- [Weekly COVID-19 Operations Updates](#)

Recommendations and advice for the public

- [Protect yourself](#)
- [Questions and answers](#)
- [Travel advice](#)
- [EPI-WIN](#): tailored information for individuals, organizations and communities

Case definitions

WHO periodically updates the [Global Surveillance for human infection with coronavirus disease \(COVID-19\)](#) document which includes surveillance definitions.

Definition of COVID-19 death

A COVID-19 death is defined for surveillance purposes as a death resulting from a clinically compatible illness in a probable or confirmed COVID-19 case, unless there is a clear alternative cause of death that cannot be related to COVID-19 disease (e.g. trauma). There should be no period of complete recovery between the illness and death.

Further guidance for certification and classification (coding) of COVID-19 as cause of death is available [here](#) and [here](#).

Annex 1: Data, table and figure notes

Caution must be taken when interpreting all data presented. Differences are to be expected between information products published by WHO, national public health authorities, and other sources using different inclusion criteria and different data cut-off times. While steps are taken to ensure accuracy and reliability, all data are subject to continuous verification and change. Case detection, definitions, testing strategies, reporting practice, and lag times differ between countries/territories/areas. These factors, amongst others, influence the counts presented, with variable underestimation of true case and death counts, and variable delays to reflecting these data at global level.

The designations employed, and the presentation of these materials do not imply the expression of any opinion whatsoever on the part of WHO concerning the legal status of any country, territory or area or of its authorities, or concerning the delimitation of its frontiers or boundaries. Dotted and dashed lines on maps represent approximate border lines for which there may not yet be full agreement. Countries, territories and areas are arranged under the administering WHO region.

The mention of specific companies or of certain manufacturers' products does not imply that they are endorsed or recommended by WHO in preference to others of a similar nature that are not mentioned. Errors and omissions excepted, the names of proprietary products are distinguished by initial capital letters.

[1] All references to Kosovo should be understood to be in the context of the United Nations Security Council resolution 1244 (1999). In the map, number of cases of Serbia and Kosovo (UNSCR 1244, 1999) have been aggregated for visualization purposes.

*A small number of countries/territories/areas report combined probable and laboratory-confirmed cases; efforts are underway to identify these for notation in the data table.†Other: includes cases reported from international conveyances.

Due to the recent trend of countries conducting data reconciliation exercises which remove large numbers of cases or deaths from their total counts, WHO will now display such data as negative numbers in the “new cases” / “new deaths” columns as appropriate. This will aid readers in identifying when such adjustments occur. When additional details become available that allow the subtractions to be suitably apportioned to previous days, graphics will be updated accordingly. Prior situation reports will not be edited; see covid19.who.int for the most up-to-date data.

Additional table notes

ⁱ Transmission classification is based on a process of country/territory/area self-reporting. Classifications are reviewed on a weekly basis and may be revised as new information becomes available. Differing degrees of transmission may be present within countries/territories/areas; classification is based on the highest category reported within a country/territory/area. Categories:

- No cases: with no confirmed cases;
- Sporadic cases: with one or more cases, imported or locally detected;
- Clusters of cases: experiencing cases, clustered in time, geographic location and/or by common exposures;

- Community transmission: experiencing larger outbreaks of local transmission defined through an assessment of factors including, but not limited to: large numbers of cases not linkable to transmission chains; large numbers of cases from sentinel lab surveillance; and/or multiple unrelated clusters in several areas of the country/territory/area;
- Pending: transmission classification has not been reported to WHO.

ii “Territories” include territories, areas, overseas dependencies and other jurisdictions of similar status.

Country, territory, or area-specific notes, updates and errata

- **Update 4 August 2020, Netherlands:** Counts adjusted retrospectively by national authorities: deaths counts adjusted from 28 July to 3 August
- **Update 4 August 2020, Belgium:** Counts adjusted retrospectively by national authorities: case counts adjusted from 2 July to 3 August and death counts adjusted from 2 August to 3 August
- **Update 4 August 2020, Bosnia and Herzegovina:** Counts adjusted retrospectively by national authorities: case and death counts adjusted for 2 and 3 August
- **Update 4 August 2020, Israel:** Retrospective data entry by national authorities: cases and deaths added for 1, 2 and 3 August