

Coronavirus disease (COVID-19)

Situation Report – 165

Data as received by WHO from national authorities by 10:00 CEST, 3 July 2020

Highlights

WHO Director-General Dr Tedros and WHO Regional Director for Europe Dr Hans Henri P. Kluge addressed the European Parliament Committee on the Environment, Public Health and Food Safety on the global response to COVID-19. [“The EU is in a unique position to provide global leadership in defining the ‘new normal’ as part of the global recovery,”](#) Dr Tedros said, though he cautioned parliamentarians that, globally, the situation “is still getting worse.”

The [Regional Officer for the Americas/PAHO has released a report that presents an overview of PAHO’s response to the COVID-19 pandemic](#). It also provides an analysis of the epidemiological situation in the Americas and the impact of the spread of the virus on health systems in Latin America and the Caribbean.

WHO is working with the Kenyan Ministry of Health, and leveraging 21 community radio stations throughout the country to relay COVID-19 messages and conduct debates and discussions on the disease and its spread. [“Community engagement is critical in this response,” says Dr Rudi Eggers, WHO Kenya Representative.](#)

The United Nations Secretary-General’s Special Representative to Somalia, Mr James Swan, has called for [continuing international support to the Somali government’s response to COVID-19](#) and praised the efforts of frontline health care workers.

WHO has released a new online course on controlling the spread of COVID-19 at ground crossings. This is explored in today’s [Subject in Focus](#), below.

Situation in numbers (by WHO Region)

Total (new cases in last 24 hours)

Globally	10 710 005 cases (175 723)	517 877 deaths (5 032)
Africa	329 796 cases (11 364)	6 486 deaths (146)
Americas	5 445 710 cases (127 918)	255 702 deaths (3 362)
Eastern Mediterranean	1 115 561 cases (18 996)	26 028 deaths (511)
Europe	2 737 869 cases (-10 444)	198 945 deaths (537)
South-East Asia	860 785 cases (27 050)	23 240 deaths (471)
Western Pacific	219 543 cases (839)	7 463 deaths (5)

Subject in Focus: New online course released on controlling the spread of COVID-19 at ground crossings

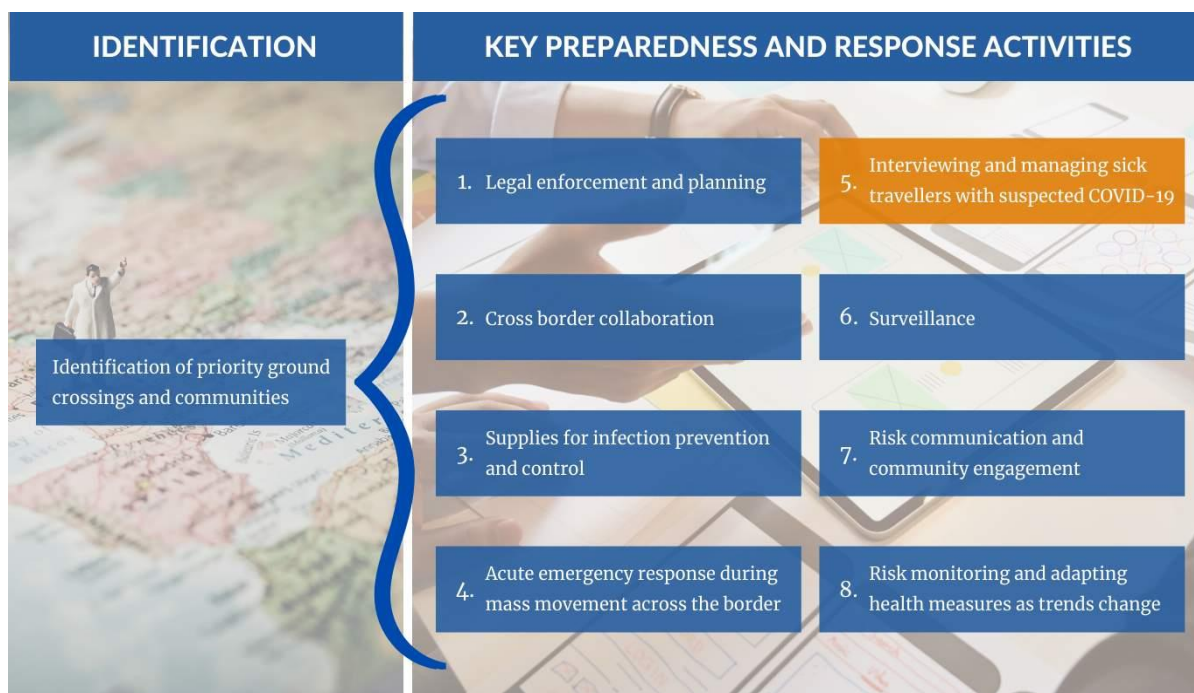
A new, interactive e-learning course entitled "Controlling the Spread of COVID-19 at Ground Crossings" is now available from the following link: <https://extranet.who.int/hslp/training/course/view.php?id=333>

This course was developed based on the interim guidance, "[Controlling the Spread of COVID-19 at Ground Crossings](#)", and the "[Handbook for public health capacity-building at ground crossings and cross-border collaboration](#)". The online course is currently accessible with or without a user account and can be downloaded on personal computers and mobile phones. It complements the COVID-19 course "[Management of ill travelers at points of entry in the context of the COVID-19 outbreak](#)". It is intended for a range of audiences, including: national International Health Regulations (IHR) focal points; authorities responsible for implementing the IHR at ground crossings; representatives of government and non-government organizations and their partners at ground crossings; and public health professionals involved in disease surveillance, communication, emergency preparedness and response, animal health, and environmental health at ground crossings and in nearby communities.

The objectives of the course are to reduce the spread of COVID-19 resulting from travel, transportation, and trade on and around ground crossings by:

1. Identifying priority ground crossings and communities;
2. Scaling up preparedness and control measures at these locations, including:
 - Legal enforcement and planning
 - Cross-border collaboration
 - Supplies of infection and control equipment and material
 - Acute emergency response during mass movement across the border
 - Interviewing and managing sick travellers with suspected COVID-19
 - Surveillance
 - Risk communication and community engagement
 - Risk monitoring and adaptation of health measures based on changing trends

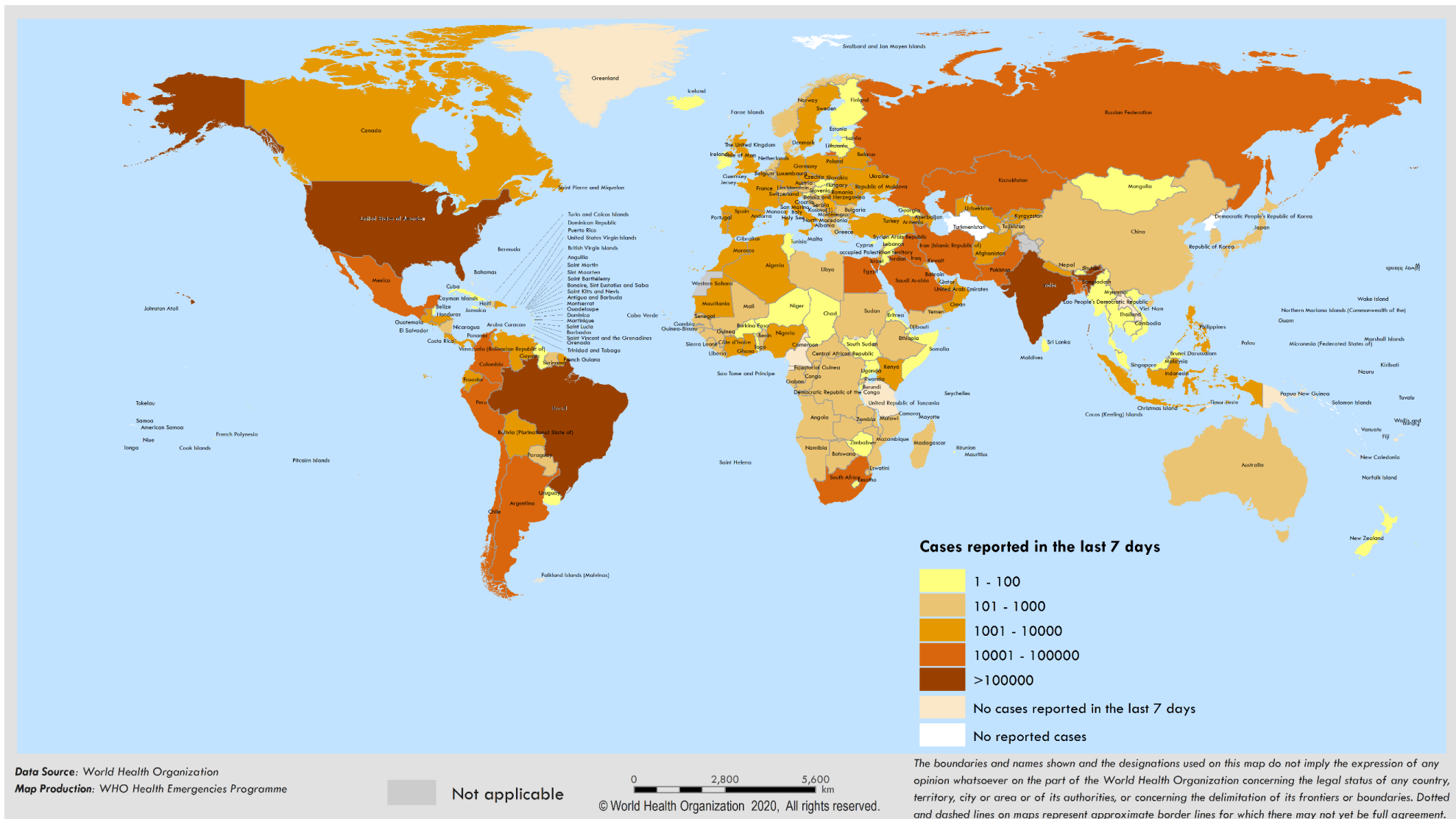
The course is easy to navigate and takes about an hour to complete. The course outline is presented below:



Throughout the course, there are seven scenarios that challenge the learner to respond appropriately to realistic situations. The course ends with a 10- question quiz that assesses the learner's comprehension of the material and provides a review of keypoints. A certificate of completion is available if you take the course with a user account and if your total score on the quiz is above 80%.

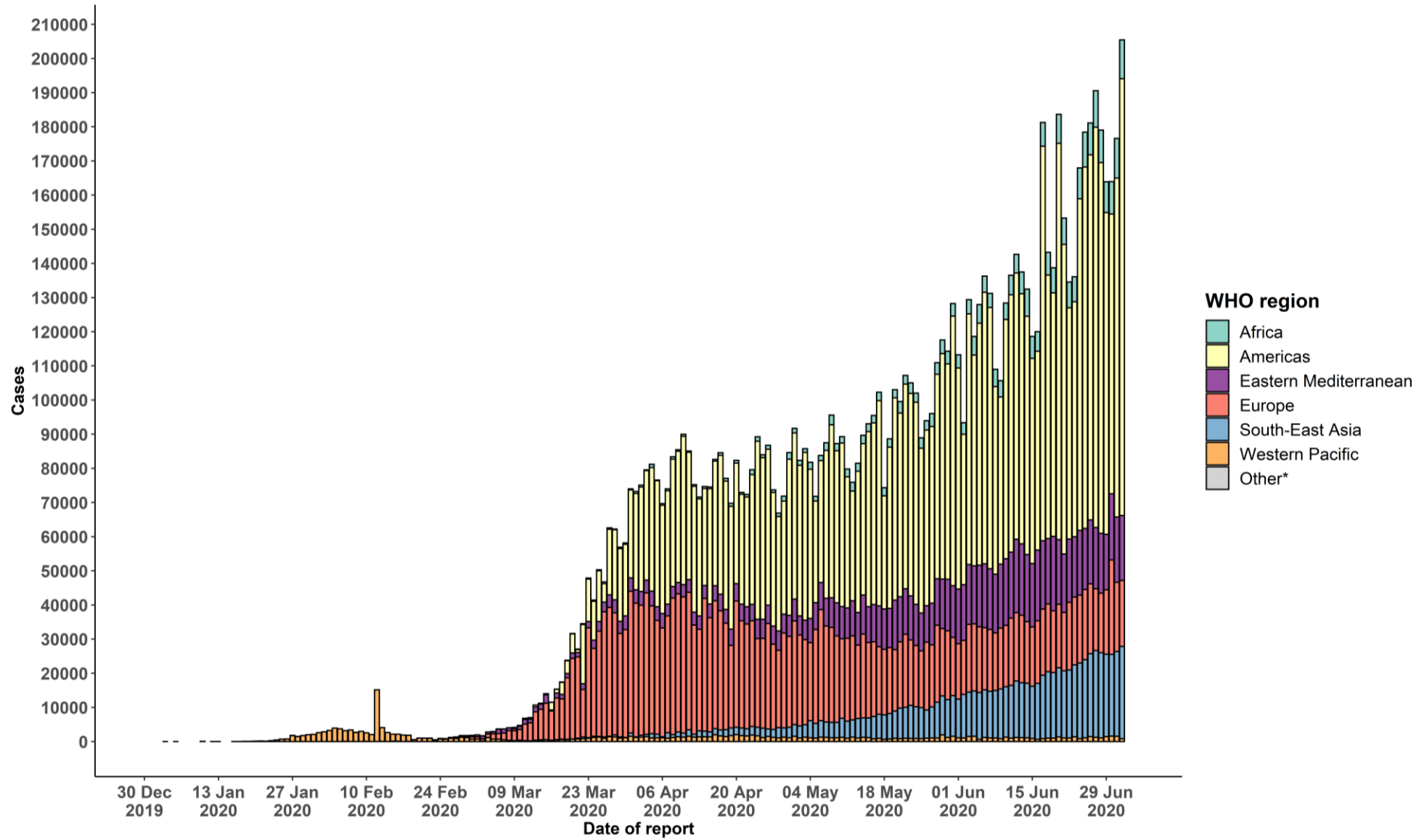
Surveillance

Figure 1. Number of confirmed COVID-19 cases reported in the last seven days by country, territory or area, 27 June to 3 July **



**See [Annex 1](#) for data, table and figure notes.

Figure 2. Number of confirmed COVID-19 cases, by date of report and WHO region, 30 December through 3 July**



**See [Annex 1](#) for data, table and figure notes.

Table 1. Countries, territories or areas with reported laboratory-confirmed COVID-19 cases and deaths, by WHO region. Data as of 10 AM CEST, 3 July 2020**

Reporting Country/Territory/Area	Total confirmed cases	Total confirmed new cases	Total deaths	Total new deaths	Transmission classification ⁱ	Days since last reported case
Africa						
South Africa	168 061	8 728	2 844	95	Community transmission	0
Nigeria	27 110	626	616	13	Community transmission	0
Ghana	18 134	0	117	0	Community transmission	1
Algeria	14 657	385	928	8	Community transmission	0
Cameroon	12 592	0	313	0	Community transmission	7
Côte d'Ivoire	9 702	203	68	0	Community transmission	0
Democratic Republic of the Congo	7 188	67	175	1	Community transmission	0
Senegal	7 054	129	121	5	Community transmission	0
Kenya	6 941	268	152	3	Community transmission	0
Ethiopia	6 163	115	109	2	Community transmission	0
Gabon	5 513	119	42	0	Community transmission	0
Guinea	5 450	46	46	13	Community transmission	0
Mauritania	4 606	134	129	0	Clusters of cases	0
Central African Republic	3 788	43	47	0	Community transmission	0
Madagascar	2 403	100	24	2	Clusters of cases	0
Mali	2 260	79	117	1	Community transmission	0
South Sudan	2 036	29	38	0	Clusters of cases	0
Guinea-Bissau	1 710	0	24	0	Community transmission	1
Zambia	1 632	0	30	0	Community transmission	1
Sierra Leone	1 518	20	60	0	Community transmission	0
Congo	1 443	0	42	0	Community transmission	1

Reporting Country/Territory/Area	Total confirmed cases	Total confirmed new cases	Total deaths	Total new deaths	Transmission classification ¹	Days since last reported case
Malawi	1 402	60	16	0	Clusters of cases	0
Cabo Verde	1 301	34	15	0	Clusters of cases	0
Benin	1 199	0	21	0	Community transmission	2
Niger	1 081	6	68	1	Community transmission	0
Rwanda	1 063	21	3	0	Sporadic cases	0
Equatorial Guinea	1 043	0	12	0	Community transmission	40
Burkina Faso	967	5	53	0	Community transmission	0
Mozambique	918	15	6	0	Clusters of cases	0
Uganda	902	9	0	0	Sporadic cases	0
Eswatini	873	33	11	0	Clusters of cases	0
Chad	868	2	74	0	Community transmission	0
Liberia	819	15	37	0	Community transmission	0
Togo	667	6	14	0	Community transmission	0
Zimbabwe	617	12	7	0	Sporadic cases	0
United Republic of Tanzania	509	0	21	0	Community transmission	56
São Tomé and Príncipe	397	2	11	0	Clusters of cases	0
Mauritius	341	0	10	0	Clusters of cases	8
Angola	315	24	17	2	Clusters of cases	0
Comoros	303	0	7	0	Community transmission	2
Namibia	293	8	0	0	Sporadic cases	0
Botswana	227	0	1	0	Clusters of cases	2
Eritrea	215	12	0	0	Sporadic cases	0
Burundi	170	0	1	0	Clusters of cases	4

Reporting Country/Territory/Area	Total confirmed cases	Total confirmed new cases	Total deaths	Total new deaths	Transmission classification ¹	Days since last reported case
Seychelles	81	0	0	0	Clusters of cases	3
Gambia	55	6	2	0	Sporadic cases	0
Lesotho	35	0	0	0	Sporadic cases	1
Territoriesⁱⁱ						
Mayotte	2 643	0	35	0	Clusters of cases	1
Réunion	531	3	2	0	Clusters of cases	0
Americas						
United States of America	2 671 220	54 271	127 858	725	Community transmission	0
Brazil	1 448 753	46 712	60 632	1 038	Community transmission	0
Peru	288 477	3 264	9 860	183	Community transmission	0
Chile	284 541	2 498	5 920	167	Community transmission	0
Mexico	231 770	5 681	28 510	741	Community transmission	0
Canada	104 204	0	8 591	0	Community transmission	1
Colombia	102 009	4 163	3 470	136	Community transmission	0
Argentina	67 197	2 667	1 363	53	Community transmission	0
Ecuador	59 468	3 126	4 639	112	Community transmission	0
Panama	34 463	913	645	14	Community transmission	0
Bolivia (Plurinational State of)	34 227	1 008	1 201	78	Community transmission	0
Dominican Republic	34 197	810	765	11	Community transmission	0
Honduras	20 262	704	542	45	Community transmission	0
Guatemala	19 011	915	817	44	Community transmission	0
El Salvador	7 000	264	191	9	Community transmission	0
Venezuela (Bolivarian Republic of)	6 062	230	54	3	Community transmission	0
Haiti	6 040	65	107	2	Community transmission	0

Reporting Country/Territory/Area	Total confirmed cases	Total confirmed new cases	Total deaths	Total new deaths	Transmission classification ⁱ	Days since last reported case
Costa Rica	3 753	294	16	0	Clusters of cases	0
Cuba	2 353	5	86	0	Clusters of cases	0
Paraguay	2 303	43	19	0	Community transmission	0
Nicaragua	2 182	0	83	0	Community transmission	1
Uruguay	943	7	28	1	Clusters of cases	0
Jamaica	707	5	10	0	Clusters of cases	0
Suriname	535	18	13	0	Clusters of cases	0
Guyana	248	3	12	0	Clusters of cases	0
Trinidad and Tobago	130	0	8	0	Sporadic cases	2
Bahamas	104	0	11	0	Clusters of cases	17
Barbados	97	0	7	0	Clusters of cases	17
Antigua and Barbuda	68	2	3	0	Clusters of cases	0
Saint Vincent and the Grenadines	29	0	0	0	Sporadic cases	15
Belize	28	0	2	0	Sporadic cases	1
Grenada	23	0	0	0	Clusters of cases	37
Saint Lucia	19	0	0	0	Sporadic cases	27
Dominica	18	0	0	0	Clusters of cases	20
Saint Kitts and Nevis	15	0	0	0	No cases	73
Territoriesⁱⁱ						
Puerto Rico	7 608	71	153	0	Community transmission	0
French Guiana	4 444	176	16	0	Community transmission	0
Martinique	242	0	14	0	Clusters of cases	5
Cayman Islands	201	1	1	0	Clusters of cases	0
Guadeloupe	182	0	14	0	Clusters of cases	6

Reporting Country/Territory/Area	Total confirmed cases	Total confirmed new cases	Total deaths	Total new deaths	Transmission classification ¹	Days since last reported case
Bermuda	146	0	9	0	Sporadic cases	12
Aruba	103	0	3	0	No cases	2
United States Virgin Islands	92	2	6	0	Clusters of cases	0
Sint Maarten	77	0	15	0	No cases	27
Saint Martin	43	0	3	0	Sporadic cases	3
Turks and Caicos Islands	42	0	2	0	Clusters of cases	1
Curaçao	25	0	1	0	No cases	2
Falkland Islands (Malvinas)	13	0	0	0	No cases	68
Montserrat	11	0	1	0	No cases	80
British Virgin Islands	8	0	1	0	No cases	48
Bonaire, Sint Eustatius and Saba	7	0	0	0	No cases	38
Saint Barthélemy	6	0	0	0	No cases	94
Anguilla	3	0	0	0	No cases	90
Saint Pierre and Miquelon	1	0	0	0	No cases	86
Eastern Mediterranean						
Iran (Islamic Republic of)	232 863	2 652	11 106	148	Community transmission	0
Pakistan	221 896	4 087	4 551	78	Clusters of cases	0
Saudi Arabia	197 608	3 383	1 752	54	Clusters of cases	0
Qatar	97 897	894	118	3	Community transmission	0
Egypt	71 299	1 485	3 120	86	Clusters of cases	0
Iraq	53 708	2 184	2 160	110	Community transmission	0
United Arab Emirates	49 469	400	317	1	Community transmission	0
Kuwait	47 859	919	359	1	Clusters of cases	0
Oman	42 555	1 361	188	3	Community transmission	0

Reporting Country/Territory/Area	Total confirmed cases	Total confirmed new cases	Total deaths	Total new deaths	Transmission classification ⁱ	Days since last reported case
Afghanistan	32 324	302	819	12	Clusters of cases	0
Bahrain	27 837	423	94	2	Clusters of cases	0
Morocco	12 969	333	229	1	Clusters of cases	0
Sudan	9 663	89	604	2	Community transmission	0
Djibouti	4 715	11	55	0	Clusters of cases	0
Somalia	2 944	20	90	0	Sporadic cases	0
Lebanon	1 796	8	35	1	Clusters of cases	0
Yemen	1 225	31	326	7	Community transmission	0
Tunisia	1 178	3	50	0	Sporadic cases	0
Jordan	1 136	3	9	0	Clusters of cases	0
Libya	891	67	26	2	Clusters of cases	0
Syrian Arab Republic	312	19	9	0	Community transmission	0
Territoriesⁱⁱ						
occupied Palestinian territory	3 417	322	11	0	Clusters of cases	0
Europe						
Russian Federation	667 883	6 718	9 859	176	Clusters of cases	0
The United Kingdom	283 761	- 29 726	43 995	89	Community transmission	0
Spain	250 103	444	28 368	5	Clusters of cases	0
Italy	240 961	201	34 818	30	Community transmission	0
Turkey	202 284	1 186	5 167	17	Community transmission	0
Germany	195 674	446	9 003	9	Clusters of cases	0
France	158 286	480	29 791	14	Community transmission	0
Sweden	70 639	947	5 411	41	Community transmission	0
Belarus	62 698	274	405	7	Community transmission	0

Reporting Country/Territory/Area	Total confirmed cases	Total confirmed new cases	Total deaths	Total new deaths	Transmission classification ¹	Days since last reported case
Belgium	61 727	129	9 765	4	Community transmission	0
Netherlands	50 357	22	6 109	0	Community transmission	0
Ukraine	46 763	875	1 212	27	Community transmission	0
Kazakhstan	44 075	1 501	188	0	Clusters of cases	0
Portugal	42 782	328	1 587	8	Community transmission	0
Poland	35 146	371	1 492	15	Community transmission	0
Switzerland	31 884	33	1 685	1	Community transmission	0
Romania	27 746	450	1 687	20	Community transmission	0
Armenia	27 320	662	469	10	Community transmission	0
Israel	26 358	973	320	0	Pending	0
Ireland	25 489	12	1 738	0	Clusters of cases	0
Azerbaijan	18 684	572	228	8	Clusters of cases	0
Austria	17 952	138	705	0	Community transmission	0
Republic of Moldova	17 150	252	563	14	Community transmission	0
Serbia	15 195	359	287	6	Pending	0
Denmark	12 815	21	606	0	Community transmission	0
Czechia	12 178	132	351	2	Clusters of cases	0
Uzbekistan	9 199	295	27	1	Clusters of cases	0
Norway	8 902	15	251	0	Clusters of cases	0
Finland	7 241	5	328	0	Pending	0
Kyrgyzstan	6 767	506	76	10	Clusters of cases	0
North Macedonia	6 643	173	321	15	Clusters of cases	0
Tajikistan	6 005	0	52	0	Pending	1
Bulgaria	5 315	161	232	0	Clusters of cases	0

Reporting Country/Territory/Area	Total confirmed cases	Total confirmed new cases	Total deaths	Total new deaths	Transmission classification ⁱ	Days since last reported case
Bosnia and Herzegovina	4 788	182	188	1	Community transmission	0
Luxembourg	4 395	50	110	0	Clusters of cases	0
Hungary	4 166	9	587	1	Community transmission	0
Greece	3 458	26	192	0	Clusters of cases	0
Croatia	2 912	81	110	2	Sporadic cases	0
Albania	2 752	90	72	3	Clusters of cases	0
Estonia	1 990	1	69	0	Clusters of cases	0
Iceland	1 850	3	10	0	Community transmission	0
Lithuania	1 825	7	78	0	Community transmission	0
Slovakia	1 700	13	28	0	Clusters of cases	0
Slovenia	1 633	20	111	0	Clusters of cases	0
Latvia	1 122	1	30	0	Sporadic cases	0
Cyprus	999	0	19	0	Clusters of cases	1
Georgia	943	4	15	0	Sporadic cases	0
Andorra	855	0	52	0	Community transmission	14
San Marino	713	0	42	0	Community transmission	13
Malta	670	0	9	0	Sporadic cases	6
Montenegro	616	40	12	0	Clusters of cases	0
Monaco	99	0	1	0	Sporadic cases	26
Liechtenstein	83	0	1	0	Pending	68
Holy See	12	0	0	0	Sporadic cases	57
Territoriesⁱⁱ						
Kosovo ^[1]	3 021	73	45	1	Community transmission	0

Reporting Country/Territory/Area	Total confirmed cases	Total confirmed new cases	Total deaths	Total new deaths	Transmission classification ¹	Days since last reported case
Isle of Man	336	0	24	0	Pending	42
Jersey	319	0	31	0	Community transmission	7
Guernsey	252	0	13	0	Community transmission	61
Faroe Islands	187	0	0	0	Pending	70
Gibraltar	178	1	0	0	Clusters of cases	0
Greenland	13	0	0	0	Pending	35
South-East Asia						
India	625 544	20 903	18 213	379	Clusters of cases	0
Bangladesh	153 277	4 019	1 926	38	Community transmission	0
Indonesia	59 394	1 624	2 987	53	Community transmission	0
Nepal	14 519	473	31	1	Sporadic cases	0
Thailand	3 180	1	58	0	Clusters of cases	0
Maldives	2 400	18	8	0	Clusters of cases	0
Sri Lanka	2 066	12	11	0	Clusters of cases	0
Myanmar	304	0	6	0	Clusters of cases	1
Bhutan	77	0	0	0	Sporadic cases	3
Timor-Leste	24	0	0	0	No cases	70
Western Pacific						
China	85 278	15	4 648	0	Clusters of cases	0
Singapore	44 310	188	26	0	Clusters of cases	0
Philippines	38 805	294	1 274	4	Community transmission	0
Japan	19 068	194	976	1	Clusters of cases	0
Republic of Korea	12 967	63	282	0	Clusters of cases	0

Reporting Country/Territory/Area	Total confirmed cases	Total confirmed new cases	Total deaths	Total new deaths	Transmission classification ⁱ	Days since last reported case
Malaysia	8 643	3	121	0	Clusters of cases	0
Australia	8 001	81	104	0	Clusters of cases	0
New Zealand	1 180	0	22	0	Clusters of cases	1
Viet Nam	355	0	0	0	Clusters of cases	5
Mongolia	220	0	0	0	Sporadic cases	3
Brunei Darussalam	141	0	3	0	No cases	56
Cambodia	141	0	0	0	Sporadic cases	4
Lao People's Democratic Republic	19	0	0	0	Sporadic cases	81
Fiji	18	0	0	0	Sporadic cases	73
Papua New Guinea	11	0	0	0	Sporadic cases	7
Territoriesⁱⁱ						
Guam	272	0	5	0	Clusters of cases	1
French Polynesia	62	0	0	0	Sporadic cases	5
Northern Mariana Islands (Commonwealth of the)	31	1	2	0	Pending	0
New Caledonia	21	0	0	0	Sporadic cases	23
Subtotal for all regions	10 709 264	175 723	517 864	5 032		
Other*	741	0	13	0	Not applicable	-
Grand total	10 710 005	175 723	517 877	5 032		

**See [Annex 1](#) for data, table and figure notes.

Technical guidance and other resources

- To view all technical guidance documents regarding COVID-19, please go to [this webpage](#).
- Updates from WHO regional offices
 - [WHO AFRO](#)
 - [WHO EMRO](#)
 - [WHO EURO](#)
 - [WHO PAHO](#)
 - [WHO SEARO](#)
 - [WHO WPRO](#)
- [Research and Development](#)
- [Online courses on COVID-19](#) and in [additional national languages](#)
- [The Strategic Preparedness and Response Plan](#) (SPRP) outlining the support the international community can provide to all countries to prepare and respond to the virus
- [WHO Coronavirus Disease \(COVID-19\) Dashboard](#)
- [Weekly COVID-19 Operations Updates](#)

Recommendations and advice for the public

- [Protect yourself](#)
- [Questions and answers](#)
- [Travel advice](#)
- [EPI-WIN](#): tailored information for individuals, organizations and communities

Case definitions

WHO periodically updates the [Global Surveillance for human infection with coronavirus disease \(COVID-19\)](#) document which includes surveillance definitions.

Definition of COVID-19 death

A COVID-19 death is defined for surveillance purposes as a death resulting from a clinically compatible illness in a probable or confirmed COVID-19 case, unless there is a clear alternative cause of death that cannot be related to COVID-19 disease (e.g. trauma). There should be no period of complete recovery between the illness and death.

Further guidance for certification and classification (coding) of COVID-19 as cause of death is available [here](#) and [here](#).

Annex 1: Data, table and figure notes

Caution must be taken when interpreting all data presented. Differences are to be expected between information products published by WHO, national public health authorities, and other sources using different inclusion criteria and different data cut-off times. While steps are taken to ensure accuracy and reliability, all data are subject to continuous verification and change. Case detection, definitions, testing strategies, reporting practice, and lag times differ between countries/territories/areas. These factors, amongst others, influence the counts presented, with variable underestimation of true case and death counts, and variable delays to reflecting these data at global level.

The designations employed, and the presentation of these materials do not imply the expression of any opinion whatsoever on the part of WHO concerning the legal status of any country, territory or area or of its authorities, or concerning the delimitation of its frontiers or boundaries. Dotted and dashed lines on maps represent approximate border lines for which there may not yet be full agreement. Countries, territories and areas are arranged under the administering WHO region.

The mention of specific companies or of certain manufacturers' products does not imply that they are endorsed or recommended by WHO in preference to others of a similar nature that are not mentioned. Errors and omissions excepted, the names of proprietary products are distinguished by initial capital letters.

^[1] All references to Kosovo should be understood to be in the context of the United Nations Security Council resolution 1244 (1999). In the map, number of cases of Serbia and Kosovo (UNSCR 1244, 1999) have been aggregated for visualization purposes.

Counts reflect laboratory-confirmed cases and deaths, based on [WHO case definitions](#), unless stated otherwise (see Country, territory, or area-specific updates and errata), and include both domestic and repatriated cases.

Other*: includes cases reported from international conveyances.

Due to the recent trend of countries conducting data reconciliation exercises which remove large numbers of cases or deaths from their total counts, WHO will now display such data as negative numbers in the "new cases" / "new deaths" columns as appropriate. This will aid readers in identifying when such adjustments occur. When additional details become available that allow the subtractions to be suitably apportioned to previous days, graphics will be updated accordingly. Prior situation reports will not be edited; see covid19.who.int for the most up-to-date data.

Additional table notes

ⁱ Transmission classification is based on a process of country/territory/area self-reporting. Classifications are reviewed on a weekly basis and may be revised as new information becomes available. Differing degrees of transmission may be present within countries/territories/areas; classification is based on the highest category reported within a country/territory/area. Categories:

- No cases: with no confirmed cases
- Sporadic cases: with one or more cases, imported or locally detected
- Clusters of cases: experiencing cases, clustered in time, geographic location and/or by common exposures

- Community transmission: experiencing larger outbreaks of local transmission defined through an assessment of factors including, but not limited to: large numbers of cases not linkable to transmission chains; large numbers of cases from sentinel lab surveillance; and/or multiple unrelated clusters in several areas of the country/territory/area
- Pending: transmission classification has not been reported to WHO

ii “Territories” include territories, areas, overseas dependencies and other jurisdictions of similar status.

Country, territory, or area-specific updates and errata

- **Update 3 July 2020, Netherlands:** Counts adjusted retrospectively by national authorities: 4 deaths were excluded on 1 July 2020 and 2 deaths were excluded on 2 July 2020.
- **Update 3 July 2020, Germany:** Counts adjusted retrospectively by national authorities: 503 cases and 9 deaths were added for 2 July 2020.
- **Update 3 July 2020, the United Kingdom:** Counts adjusted by national authorities to align with change in methodology for reporting positive cases, and a revision of historical data: 29 726 cases have been excluded.