

# Coronavirus disease 2019 (COVID-19) Situation Report – 74

Data as reported by national authorities by 10:00 CET 3 April 2020

## HIGHLIGHTS

- One new country/territory/area reported cases of COVID-19 in the past 24 hours: Malawi.
- Supporting and protecting older people is everyone’s business: although all age groups are at risk of contracting COVID-19, older people face significant risk of developing severe illness. Read the statement by Dr Hans Henri P. Kluge, WHO Regional Director for Europe here.
- As cases start to climb in the South-East Asia Region, the Regional Director Dr Poonam Khetrpal Singh held a virtual meeting with Health Ministers of the Region calling for a stronger whole-of-society approach. More information can be found here.
- The Pan American Health Organization (PAHO) launched an appeal yesterday for funds towards priority public health measures to help Latin American and Caribbean countries. The funds will be used to implement PAHO's COVID-19 Response Strategy. Further information is available here.
- Ports, airports and ground crossings require careful monitoring. WHO has produced two online interactive courses to provide guidance for the management of ill travellers and for managing COVID-19 cases or outbreaks on board ships. Further details can be found below in the ‘Subject in Focus’

## SITUATION IN NUMBERS total (new) cases in last 24 hours

### Globally

972 303 confirmed (75 853)  
50 322 deaths (4823)

### Western Pacific Region

108 930 confirmed (1304)  
3760 deaths (37)

### European Region

541 808 confirmed (38 802)  
37 103 deaths (3499)

### South-East Asia Region

5881 confirmed (557)  
245 deaths (29)

### Eastern Mediterranean Region

62 236 confirmed (4068)  
3439 deaths (160)

### Region of the Americas

247 473 confirmed (30 561)  
5600 deaths (1061)

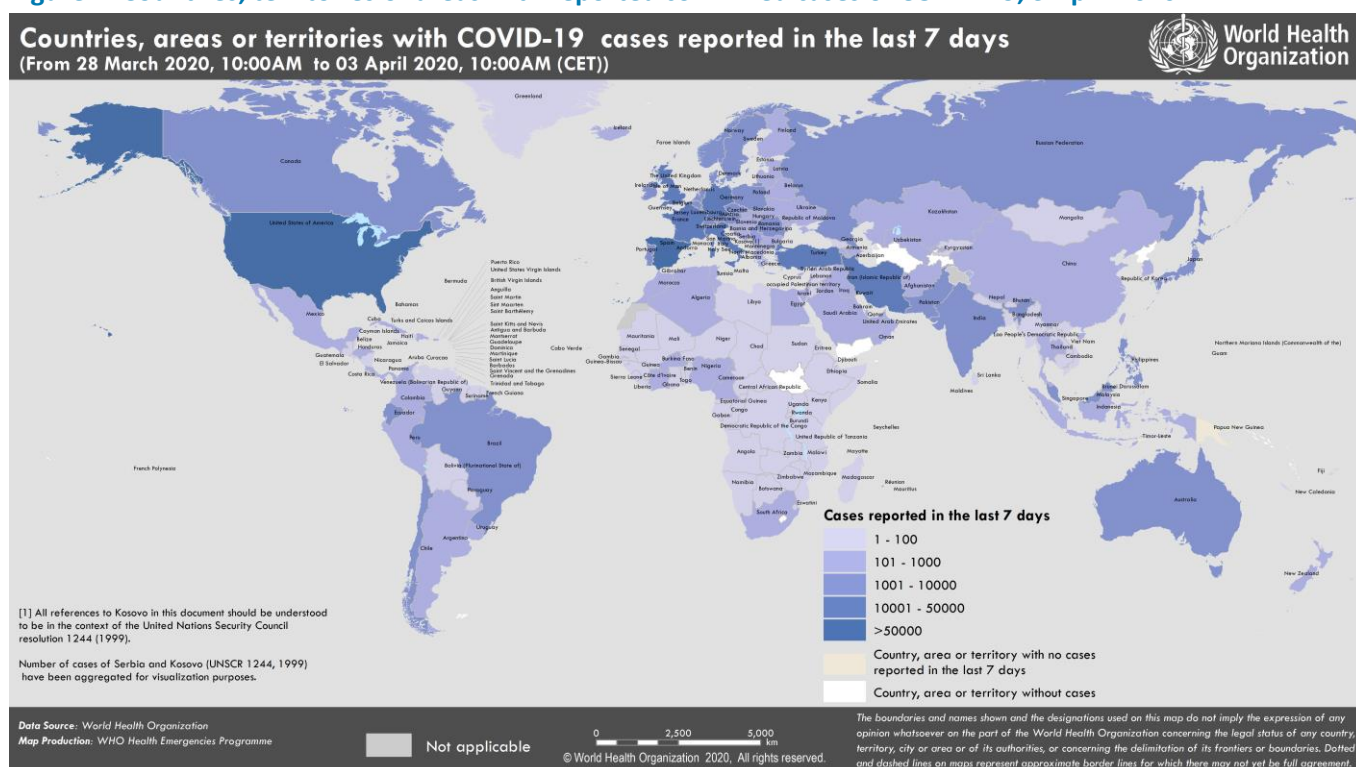
### African Region

5263 confirmed (561)  
164 deaths (37)

### WHO RISK ASSESSMENT

Global Level      Very High

Figure 1. Countries, territories or areas with reported confirmed cases of COVID-19, 3 April 2020



## SUBJECT IN FOCUS: Online interactive courses for Points of entry

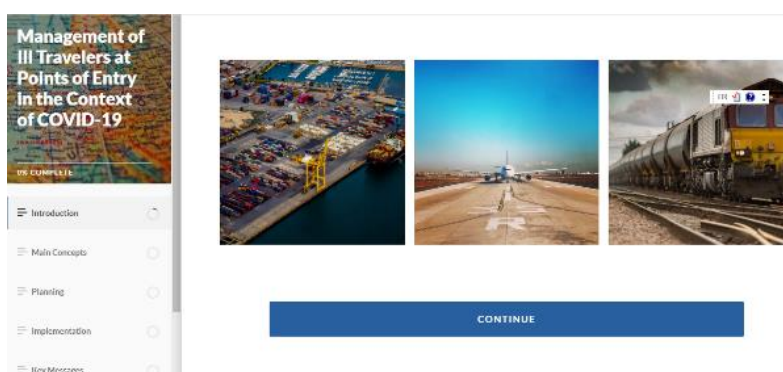
WHO continues to provide technical guidance in the context of COVID-19 for ports, airports and ground crossings, including for conveyances. This week two online interactive courses have been published on the WHO COVID-19 website. These are based on guidance documents already published that were developed with input from the International Maritime Organization, International Civil Aviation Organization, International Air Transport Association as well as major industry associations.

The interactive courses highlight important information reinforce learning through active recall - by engaging learners to answer short quizzes and respond to different scenarios in a safe learning environment.

### Online course for the management of ill travellers at point of entry

This interactive e-learning course is based on the WHO Interim Guidance for Management of ill travellers at Points of Entry – international airports, seaports and ground crossings – in the context of the COVID-19 outbreak. This course is intended for National IHR Focal Points, public health authorities and operators at points of entry, conveyance operators, and other stakeholders.

- [Access the online course](#)



### Online course for operational considerations for managing COVID-19 cases/outbreaks on board ships

This course has been developed using the WHO Interim Guidance for Operational considerations for managing COVID-19 cases/outbreak on board ships. It is intended for any authority involved in public health response to a COVID-19 public health event on board ships, including IHR National Focal Points (NFP), port health authorities, local, provincial and national health surveillance and response systems, as well as port operators and ship operators.

- [Access the online course](#)



An online course for operational considerations for managing COVID-19 cases/outbreaks in aviation is under development.

## SURVEILLANCE

**Table 1. Countries, territories or areas with reported laboratory-confirmed COVID-19 cases and deaths. Data as of 3 April 2020\***

Reporting Country/ Territory/Area <sup>†</sup>	Total confirmed ‡ cases	Total confirmed new cases	Total deaths	Total new deaths	Transmission classification <sup>§</sup>	Days since last reported case
<b>Western Pacific Region</b>						
China	82802	78	3331	4	Local transmission	0
Republic of Korea	10062	86	174	5	Local transmission	0
Australia	5224	248	23	2	Local transmission	0
Malaysia	3116	208	50	5	Local transmission	0
Philippines	2633	322	107	11	Local transmission	0
Japan	2617	233	65	8	Local transmission	0
Singapore	1049	49	4	1	Local transmission	0
New Zealand	774	51	1	0	Local transmission	0
Viet Nam	233	15	0	0	Local transmission	0
Brunei Darussalam	133	2	1	0	Local transmission	0
Cambodia	110	1	0	0	Local transmission	0
French Polynesia	37	0	0	0	Local transmission	2
Mongolia	14	0	0	0	Imported cases only	1
Lao People's Democratic Republic	10	0	0	0	Local transmission	1
Fiji	7	2	0	0	Local transmission	0
Papua New Guinea	1	0	0	0	Imported cases only	13
<b>Territories**</b>						
Guam	82	5	3	0	Local transmission	0
New Caledonia	18	2	0	0	Local transmission	0
Northern Mariana Islands (Commonwealth of the)	8	2	1	1	Local transmission	0
<b>European Region</b>						
Italy	115242	4668	13917	760	Local transmission	0
Spain	110238	8102	10003	950	Local transmission	0
Germany	79696	6174	1017	145	Local transmission	0
France	58327	2066	4490	471	Local transmission	0
The United Kingdom	33722	4244	2921	389	Local transmission	0
Switzerland	18844	1774	536	158	Local transmission	0
Turkey	18135	2456	356	79	Local transmission	0
Belgium	15348	1384	1011	183	Local transmission	0
Netherlands	14697	1083	1339	166	Local transmission	0
Austria	11129	418	158	12	Local transmission	0
Portugal	9034	783	209	22	Local transmission	0
Israel	6211	620	29	8	Local transmission	0
Sweden	5466	519	282	43	Local transmission	0
Norway	4935	270	42	10	Local transmission	0
Czechia	3858	269	44	5	Local transmission	0
Ireland	3849	402	98	13	Local transmission	0

Russian Federation	3548	771	30	6	Local transmission	0
Denmark	3386	279	123	19	Local transmission	0
Poland	2946	392	57	14	Local transmission	0
Romania	2738	278	94	9	Local transmission	0
Luxembourg	2487	168	30	1	Local transmission	0
Finland	1518	72	19	2	Local transmission	0
Greece	1514	139	53	3	Local transmission	0
Iceland	1319	99	4	2	Local transmission	0
Serbia	1171	111	13	0	Local transmission	0
Croatia	1011	48	7	1	Local transmission	0
Ukraine	987	183	23	3	Local transmission	0
Republic of Moldova	591	168	8	3	Local transmission	0
Slovenia	897	56	16	1	Local transmission	0
Estonia	858	79	11	6	Local transmission	0
Lithuania	649	68	9	1	Local transmission	0
Armenia	640	69	4	1	Local transmission	0
Hungary	585	60	21	1	Local transmission	0
Bosnia and Herzegovina	521	57	16	3	Local transmission	0
Latvia	458	12	0	0	Local transmission	0
Bulgaria	457	35	10	0	Local transmission	0
Kazakhstan	435	49	3	0	Local transmission	0
Andorra	429	33	15	2	Local transmission	0
Slovakia	426	26	0	0	Local transmission	0
Azerbaijan	400	41	5	0	Local transmission	0
North Macedonia	384	30	11	0	Local transmission	0
Cyprus	356	36	9	0	Local transmission	0
Albania	277	0	16	1	Local transmission	1
Belarus	254	62	4	2	Local transmission	0
San Marino	245	9	30	2	Local transmission	0
Uzbekistan	221	31	2	0	Local transmission	0
Malta	195	7	0	0	Local transmission	0
Georgia	148	27	0	0	Local transmission	0
Montenegro	140	20	2	0	Local transmission	0
Kyrgyzstan	130	15	1	1	Local transmission	0
Liechtenstein	75	3	0	0	Under investigation	0
Monaco	37	0	0	0	Local transmission	2
Holy See	7	1	0	0	Under investigation	0
<b>Territories**</b>						
Faroe Islands	177	4	0	0	Local transmission	0
Kosovo <sup>[1]</sup>	126	1	1	0	Local transmission	0
Gibraltar	81	12	0	0	Local transmission	0
Jersey	81	0	2	0	Local transmission	1
Guernsey	91	13	1	0	Local transmission	0
Isle of Man	71	6	1	1	Local transmission	0
Greenland	10	0	0	0	Under investigation	5
<b>South-East Asia Region</b>						
India	1965	329	50	12	Local transmission	0
Thailand	1875	104	15	3	Local transmission	0
Indonesia	1790	113	170	13	Local transmission	0

Sri Lanka	148	5	3	1	Local transmission	0
Bangladesh	56	2	6	0	Local transmission	0
Maldives	19	1	0	0	Local transmission	0
Myanmar	16	1	1	0	Local transmission	0
Nepal	6	1	0	0	Imported cases only	0
Bhutan	5	1	0	0	Local transmission	0
Timor-Leste	1	0	0	0	Imported cases only	13
<b>Eastern Mediterranean Region</b>						
Iran (Islamic Republic of)	50468	2875	3160	124	Local transmission	0
Pakistan	2450	159	35	4	Local transmission	0
Saudi Arabia	1885	165	21	5	Local transmission	0
United Arab Emirates	1024	210	8	0	Local transmission	0
Qatar	949	114	3	1	Local transmission	0
Egypt	865	86	58	6	Local transmission	0
Iraq	772	44	54	2	Local transmission	0
Morocco	735	59	47	8	Local transmission	0
Bahrain	643	74	4	0	Local transmission	0
Lebanon	508	29	17	5	Local transmission	0
Tunisia	455	32	14	2	Local transmission	0
Kuwait	417	100	0	0	Local transmission	0
Jordan	299	21	5	0	Local transmission	0
Afghanistan	269	34	5	1	Local transmission	0
Oman	252	21	2	1	Local transmission	0
Djibouti	41	7	0	0	Local transmission	0
Syrian Arab Republic	16	6	2	0	Imported cases only	0
Libya	10	0	1	1	Local transmission	2
Sudan	8	1	2	0	Local transmission	0
Somalia	5	0	0	0	Imported cases only	2
<b>Territories**</b>						
occupied Palestinian territory	165	31	1	0	Local transmission	0
<b>Region of the Americas</b>						
United States of America	213600	26298	4793	947	Local transmission	0
Canada	10114	1109	127	22	Local transmission	0
Brazil	6836	1119	241	40	Local transmission	0
Chile	3404	373	18	2	Local transmission	0
Ecuador	3163	791	120	0	Local transmission	0
Dominican Republic	1380	96	60	3	Local transmission	0
Mexico	1378	163	37	8	Local transmission	0
Peru	1323	0	41	17	Local transmission	1
Panama	1317	136	32	2	Local transmission	0
Argentina	1133	79	31	4	Local transmission	0
Colombia	1065	159	17	1	Local transmission	0
Costa Rica	375	28	2	0	Local transmission	0
Uruguay	350	12	4	2	Local transmission	0
Cuba	233	21	6	0	Local transmission	0
Honduras	219	47	14	4	Local transmission	0

Venezuela (Bolivarian Republic of)	144	1	3	0	Local transmission	0
Bolivia (Plurinational State of)	123	8	8	1	Local transmission	0
Trinidad and Tobago	90	1	5	0	Local transmission	0
Paraguay	77	8	3	0	Local transmission	0
Guatemala	47	8	1	0	Local transmission	0
Barbados	45	12	0	0	Local transmission	0
Jamaica	44	6	3	2	Local transmission	0
El Salvador	41	9	2	1	Local transmission	0
Bahamas	21	6	1	1	Local transmission	0
Guyana	19	0	4	2	Local transmission	1
Haiti	16	0	0	0	Imported cases only	1
Saint Lucia	13	0	0	0	Local transmission	1
Dominica	11	0	0	0	Local transmission	7
Grenada	10	1	0	0	Local transmission	0
Saint Kitts and Nevis	8	0	0	0	Imported cases only	2
Suriname	8	0	0	0	Imported cases only	6
Antigua and Barbuda	7	0	0	0	Imported cases only	6
Nicaragua	5	0	1	0	Imported cases only	1
Belize	3	0	0	0	Local transmission	3
Saint Vincent and the Grenadines	2	1	0	0	Imported cases only	0
<b>Territories**</b>						
Puerto Rico	316	30	12	1	Local transmission	0
Martinique	131	3	3	0	Local transmission	0
Guadeloupe	128	3	6	0	Local transmission	0
Aruba	60	5	0	0	Local transmission	0
French Guiana	55	4	0	0	Local transmission	0
United States Virgin Islands	33	3	0	0	Local transmission	0
Bermuda	32	0	0	0	Local transmission	1
Cayman Islands	22	8	1	0	Local transmission	0
Saint Martin	22	1	2	0	Under investigation	0
Sint Maarten	18	12	1	1	Imported cases only	0
Curaçao	11	0	1	0	Imported cases only	3
Saint Barthélemy	6	0	0	0	Under investigation	3
Montserrat	5	0	0	0	Imported cases only	6
Turks and Caicos Islands	5	0	0	0	Local transmission	3
British Virgin Islands	3	0	0	0	Imported cases only	2
Anguilla	2	0	0	0	Local transmission	7
<b>African Region</b>						
South Africa	1462	82	5	0	Local transmission	0
Algeria	986	139	83	25	Local transmission	0
Burkina Faso	261	0	14	0	Local transmission	2
Cameroon	246	107	7	1	Local transmission	0
Ghana	204	9	5	0	Local transmission	0
Senegal	195	5	1	0	Local transmission	0
Côte d'Ivoire	190	0	1	1	Local transmission	1

Nigeria	174	35	2	0	Local transmission	0
Mauritius	169	15	7	2	Local transmission	0
Democratic Republic of the Congo	134	11	13	2	Local transmission	0
Kenya	110	29	3	2	Local transmission	0
Rwanda	84	2	0	0	Local transmission	0
Niger	74	0	5	0	Local transmission	1
Madagascar	65	12	0	0	Local transmission	0
Guinea	52	22	0	0	Local transmission	0
Uganda	44	0	0	0	Local transmission	1
Congo	41	19	2	0	Local transmission	0
Togo	39	3	2	0	Local transmission	0
Zambia	39	3	1	1	Local transmission	0
Ethiopia	31	5	0	0	Local transmission	0
Mali	28	0	3	3	Local transmission	1
Eritrea	20	5	0	0	Imported cases only	0
United Republic of Tanzania	20	0	1	0	Local transmission	1
Gabon	18	11	1	0	Imported cases only	0
Equatorial Guinea	15	1	0	0	Local transmission	0
Benin	13	0	0	0	Imported cases only	1
Namibia	13	2	0	0	Local transmission	0
Mozambique	10	0	0	0	Local transmission	1
Seychelles	10	0	0	0	Imported cases only	1
Eswatini	9	0	0	0	Imported cases only	6
Guinea-Bissau	9	0	0	0	Imported cases only	2
Angola	8	0	2	0	Imported cases only	1
Central African Republic	8	0	0	0	Imported cases only	1
Zimbabwe	8	0	1	0	Local transmission	2
Chad	7	0	0	0	Imported cases only	2
Liberia	6	0	0	0	Local transmission	1
Cabo Verde	5	0	1	0	Imported cases only	6
Mauritania	5	0	0	0	Imported cases only	5
Botswana	4	1	1	0	Imported cases only	0
Gambia	4	1	1	0	Imported cases only	0
Malawi	3	3	0	0	Local transmission	0
Burundi	2	0	0	0	Imported cases only	2
Sierra Leone	2	0	0	0	Imported cases only	1
<b>Territories**</b>						
Réunion	308	27	0	0	Local transmission	0
Mayotte	128	12	2	0	Local transmission	0
<b>Subtotal for all regions</b>	<b>971 591</b>	<b>75 853</b>	<b>50 311</b>	<b>4823</b>		
International conveyance (Diamond Princess)	712	0	11	0	Local transmission	18
<b>Grand total</b>	<b>972 303</b>	<b>75 853</b>	<b>50 322</b>	<b>4823</b>		

\*Numbers include both domestic and repatriated cases

†The designations employed and the presentation of the material in this publication do not imply the expression of any opinion whatsoever on the part of WHO concerning the legal status of any country, territory, city or area or of its authorities, or concerning the delimitation of its

frontiers or boundaries. Dotted and dashed lines on maps represent approximate border lines for which there may not yet be full agreement.

\*Case classifications are based on [WHO case definitions](#) for COVID-19.

§Transmission classification is based on WHO analysis of available official data and may be subject to reclassification as additional data become available. Countries/territories/areas experiencing multiple types of transmission are classified in the highest category for which there is evidence; they may be removed from a given category if interruption of transmission can be demonstrated. It should be noted that even within categories, different countries/territories/areas may have differing degrees of transmission as indicated by the differing numbers of cases and other factors. Not all locations within a given country/territory/area are equally affected.

Terms:

- **Community transmission** is evidenced by the inability to relate confirmed cases through chains of transmission for a large number of cases, or by increasing positive tests through sentinel samples (routine systematic testing of respiratory samples from established laboratories).
- **Local transmission** indicates locations where the source of infection is within the reporting location.
- **Imported cases only** indicates locations where all cases have been acquired outside the location of reporting.
- **Under investigation** indicates locations where type of transmission has not been determined for any cases.
- **Interrupted transmission** indicates locations where interruption of transmission has been demonstrated (details to be determined)

\*\* "Territories" include territories, areas, overseas dependencies and other jurisdictions of similar status

<sup>[1]</sup> All references to Kosovo should be understood to be in the context of the United Nations Security Council resolution 1244 (1999).

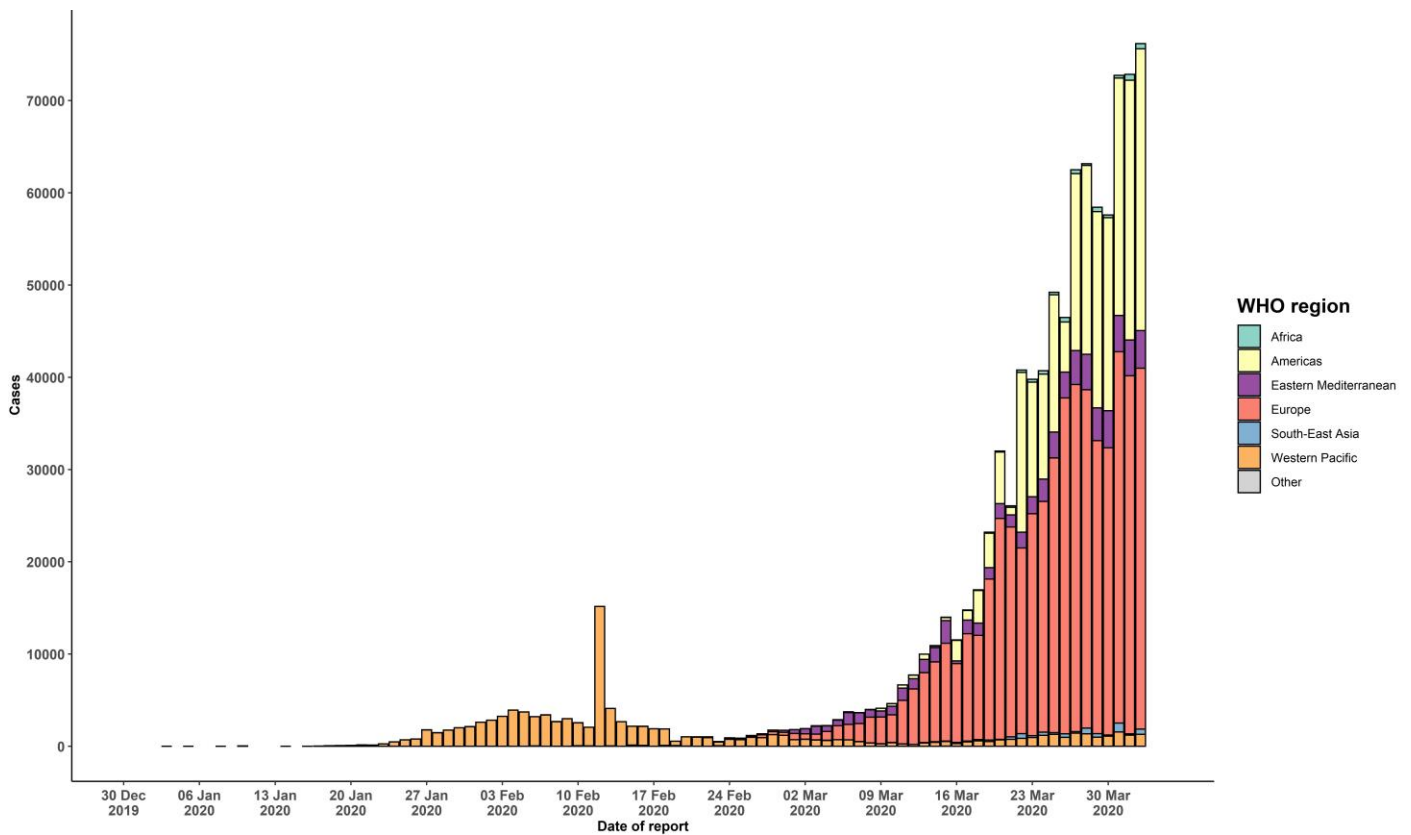
Due to differences in reporting methods, retrospective data consolidation, and reporting delays, the number of new cases may not always reflect the exact difference between yesterday's and today's totals. WHO COVID-19 Situation Reports present official counts of confirmed COVID-19 cases, thus differences between WHO reports and other sources of COVID-19 data using different inclusion criteria and different data cutoff times are to be expected.

New countries/territories/areas are shown in **red**.

Erratum: Number of cases and deaths have been revised for Republic of Moldova.



**Figure 1. Epidemic curve of confirmed COVID-19, by date of report and WHO region through 3 April 2020**



## STRATEGIC OBJECTIVES

WHO's strategic objectives for this response are to:

- Interrupt human-to-human transmission including reducing secondary infections among close contacts and health care workers, preventing transmission amplification events, and preventing further international spread\*;
- Identify, isolate and care for patients early, including providing optimized care for infected patients;
- Identify and reduce transmission from the animal source;
- Address crucial unknowns regarding clinical severity, extent of transmission and infection, treatment options, and accelerate the development of diagnostics, therapeutics and vaccines;
- Communicate critical risk and event information to all communities and counter misinformation;
- Minimize social and economic impact through multisectoral partnerships.

\*This can be achieved through a combination of public health measures, such as rapid identification, diagnosis and management of the cases, identification and follow up of the contacts, infection prevention and control in health care settings, implementation of health measures for travelers, awareness-raising in the population and risk communication.

## PREPAREDNESS AND RESPONSE

- To view all technical guidance documents regarding COVID-19, please go to [this webpage](#).
- WHO has developed interim guidance for laboratory diagnosis, advice on the use of masks during home care and in health care settings in the context of the novel coronavirus (2019-nCoV) outbreak, clinical management, infection prevention and control in health care settings, home care for patients with suspected novel coronavirus, risk communication and community engagement and Global Surveillance for human infection with novel coronavirus (2019-nCoV).
- WHO is working closely with International Air Transport Association (IATA) and have jointly developed a guidance document to provide advice to cabin crew and airport workers, based on country queries. The guidance can be found on the [IATA webpage](#).
- WHO has been in regular and direct contact with Member States where cases have been reported. WHO is also informing other countries about the situation and providing support as requested.
- WHO is working with its networks of researchers and other experts to coordinate global work on surveillance, epidemiology, mathematical modelling, diagnostics and virology, clinical care and treatment, infection prevention and control, and risk communication. WHO has issued interim guidance for countries, which are updated regularly.
- WHO has prepared a [disease commodity package](#) that includes an essential list of biomedical equipment, medicines and supplies necessary to care for patients with 2019-nCoV.
- WHO has provided recommendations to reduce risk of [transmission from animals to humans](#).
- WHO has published an [updated advice for international traffic in relation to the outbreak of the novel coronavirus 2019-nCoV](#).
- WHO has activated the R&D blueprint to accelerate diagnostics, vaccines, and therapeutics.
- OpenWHO is an interactive, web-based, knowledge-transfer platform offering online courses to improve the response to health emergencies. [COVID-19 courses can be found here](#) and courses in [additional national languages here](#). Specifically, WHO has developed online courses on the following topics:
  - A general introduction to emerging respiratory viruses, including novel coronaviruses (available in Arabic, Chinese, English, French, Russian, Spanish, Hindi, Indian Sign Language, Persian, Portuguese, Serbian and Turkish);
  - Clinical care for Severe Acute Respiratory Infections (available in English, French, Russian, Indonesian and Vietnamese);
  - Health and safety briefing for respiratory diseases - ePROTECT (available in Chinese, English, French, Russian, Spanish, Indonesian and Portuguese);
  - Infection Prevention and Control for Novel Coronavirus (COVID-19) (available in Chinese, English, French, Russian, Spanish, Indonesian, Italian, Japanese, Portuguese and Serbian); and
  - COVID-19 Operational Planning Guidelines and COVID-19 Partners Platform to support country preparedness and response (available in English and coming soon in additional languages).
- WHO is providing guidance on early investigations, which are critical in an outbreak of a new virus. The data collected from the protocols can be used to refine recommendations for surveillance and case definitions, to characterize the key epidemiological transmission features of COVID-19, help understand spread, severity, spectrum of disease, impact on the community and to inform operational models for implementation of countermeasures such as case isolation, contact tracing and isolation. Several protocols are available [here](#). One such protocol is for the investigation of early COVID-19 cases and contacts (the "[First Few X \(FFX\) Cases and contact investigation protocol for 2019-novel coronavirus \(2019-nCoV\) infection](#)"). The protocol is designed to gain an early understanding of the key clinical, epidemiological and virological characteristics of the first cases of COVID-19 infection detected in any individual country, to inform the development and updating of public health guidance to manage cases and reduce the potential spread and impact of infection.

## RECOMMENDATIONS AND ADVICE FOR THE PUBLIC

If you are not in an area where COVID-19 is spreading or have not travelled from an area where COVID-19 is spreading or have not been in contact with an infected patient, your risk of infection is low. It is understandable that you may feel anxious about the outbreak. Get the facts from reliable sources to help you accurately determine your risks so that you can take reasonable precautions (see [Frequently Asked Questions](#)). Seek guidance from WHO, your healthcare provider, your national public health authority or your employer for accurate information on COVID-19 and whether COVID-19 is circulating where you live. It is important to be informed of the situation and take appropriate measures to protect yourself and your family (see [Protection measures for everyone](#)).

If you are in an area where there are cases of COVID-19 you need to take the risk of infection seriously. Follow the advice of WHO and guidance issued by national and local health authorities. For most people, COVID-19 infection will cause mild illness however, it can make some people very ill and, in some people, it can be fatal. Older people, and those with pre-existing medical conditions (such as cardiovascular disease, chronic respiratory disease or diabetes) are at risk for severe disease (See [Protection measures for persons who are in or have recently visited \(past 14 days\) areas where COVID-19 is spreading](#)).

## CASE DEFINITIONS

WHO periodically updates the [Global Surveillance for human infection with coronavirus disease \(COVID-19\)](#) document which includes case definitions.

For easy reference, case definitions are included below.

### **Suspect case**

A. A patient with acute respiratory illness (fever and at least one sign/symptom of respiratory disease, e.g., cough, shortness of breath), AND a history of travel to or residence in a location reporting community transmission of COVID-19 disease during the 14 days prior to symptom onset.

**OR**

B. A patient with any acute respiratory illness AND having been in contact with a confirmed or probable COVID-19 case (see definition of contact) in the last 14 days prior to symptom onset;

**OR**

C. A patient with severe acute respiratory illness (fever and at least one sign/symptom of respiratory disease, e.g., cough, shortness of breath; AND requiring hospitalization) AND in the absence of an alternative diagnosis that fully explains the clinical presentation.

### **Probable case**

A. A suspect case for whom testing for the COVID-19 virus is inconclusive.

a. Inconclusive being the result of the test reported by the laboratory.

**OR**

B. A suspect case for whom testing could not be performed for any reason.

### **Confirmed case**

A person with laboratory confirmation of COVID-19 infection, irrespective of clinical signs and symptoms.

- Technical guidance for laboratory testing can be found [here](#).

### **Definition of contact**

A contact is a person who experienced any one of the following exposures during the 2 days before and the 14 days

after the onset of symptoms of a probable or confirmed case:

1. Face-to-face contact with a probable or confirmed case within 1 meter and for more than 15 minutes;
2. Direct physical contact with a probable or confirmed case;
3. Direct care for a patient with probable or confirmed COVID-19 disease without using proper personal protective equipment<sup>1</sup>; OR
4. Other situations as indicated by local risk assessments.

Note: for confirmed asymptomatic cases, the period of contact is measured as the 2 days before through the 14 days *after the date on which the sample was taken* which led to confirmation.

---

<sup>1</sup> World Health Organization. Infection prevention and control during health care when COVID-19 is suspected  
[https://www.who.int/publications-detail/infection-prevention-and-control-during-health-care-when-novel-coronavirus-\(ncov\)-infection-is-suspected-20200125](https://www.who.int/publications-detail/infection-prevention-and-control-during-health-care-when-novel-coronavirus-(ncov)-infection-is-suspected-20200125)