

# COVID-19 Weekly Epidemiological Update

Edition 77, published 01 February 2022

In this edition:

- [Global overview](#)
- [Special Focus: Update on SARS-CoV-2 variants of interest and variants of concern](#)
- [WHO regional overviews](#)
- [Summary of the Weekly Operational Update](#)

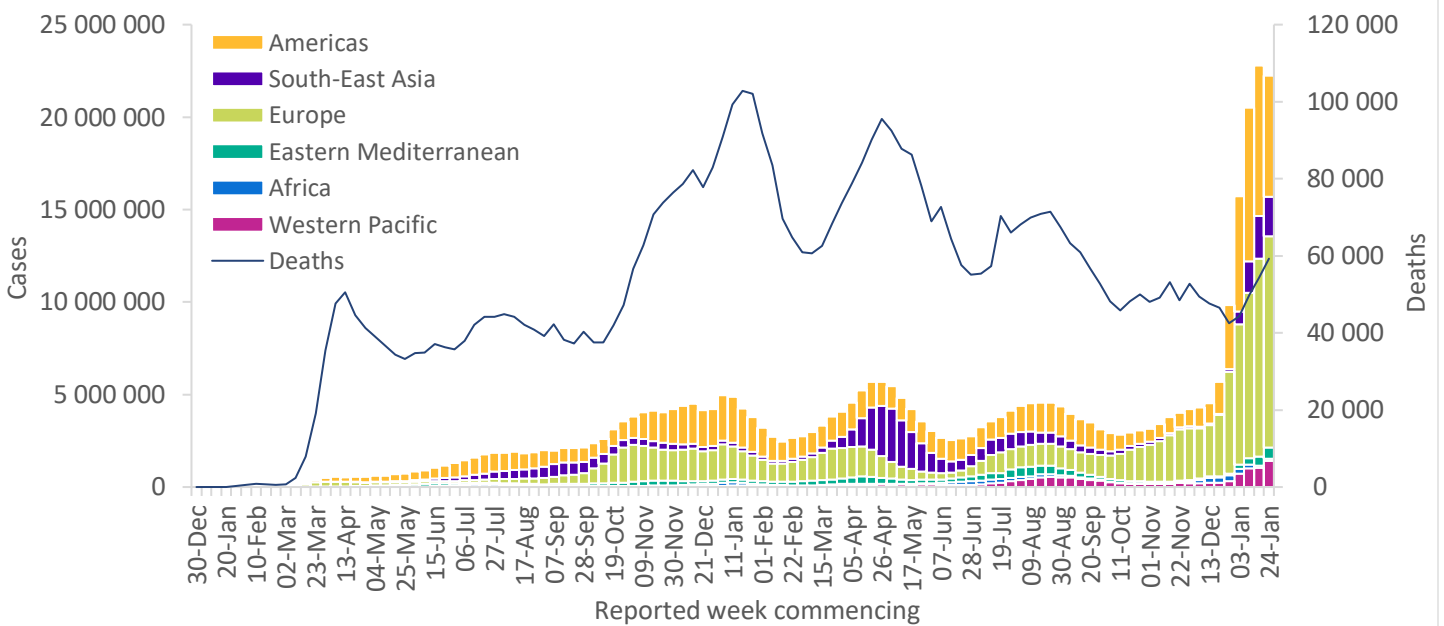
## Global overview

Data as of 30 January 2022

Globally, during the week of 24 to 30 January 2022, the number of new COVID-19 cases remained similar to the number reported during the previous week, while the number of new deaths increased by 9% (figure 1). Across the six WHO regions, over 22 million new cases and over 59 000 new deaths were reported (table 1). As of 30 January 2022, over 370 million confirmed cases and over 5.6 million deaths have been reported globally.

At the Regional level, increases in the number of new cases were reported by the Western Pacific (37%) the Eastern Mediterranean (24%) and the European (7%) Regions, while decreases were reported by the Region of the Americas (20%) and the South-East Asia Region (8%). The number of new cases reported in the African Region remained similar to that of the previous week. The number of new weekly deaths continued to increase in the South-East Asia Region (41%), the Eastern Mediterranean Region (32%) and the Region of the Americas (16%), while the African Region reported a decrease of 7%. The incidence of deaths remained similar to the previous week in the European and the Western Pacific regions.

**Figure 1. COVID-19 cases reported weekly by WHO Region, and global deaths, as of 30 January 2022\*\***



\*\*See [Annex 2: Data, table, and figure notes](#)

At the country level, the highest numbers of new cases were reported from the United States of America (3 279 226 new cases; a 34% decrease), France (2 357 129 new cases; similar to the previous week's figures), India (1 855 258 new cases; a 12% decrease), Brazil (1 283 024 new cases; a 56% increase), and Germany (1 055 768 new cases; a 48% increase). The highest number of new deaths were reported from the United States of America (13 558 new deaths; a 5% decrease), India (4682 new deaths; a 40% increase), the Russian Federation (4616 new deaths; similar to the previous week), Brazil (3321 new deaths; an 88% increase) and Italy (2618 new deaths; a 7% increase).

**Table 1. Newly reported and cumulative COVID-19 confirmed cases and deaths, by WHO Region, as of 30 January 2022\*\***

| WHO Region            | New cases in last 7 days (%) | Change in new cases in last 7 days * | Cumulative cases (%)          | New deaths in last 7 days (%) | Change in new deaths in last 7 days * | Cumulative deaths (%)       |
|-----------------------|------------------------------|--------------------------------------|-------------------------------|-------------------------------|---------------------------------------|-----------------------------|
| Europe                | 11 425 243<br>(51%)          | 7%                                   | 142 000 542<br>(38%)          | 21 586<br>(36%)               | -2%                                   | 1 763 374<br>(31%)          |
| Americas              | 6 548 409<br>(29%)           | -20%                                 | 134 200 558<br>(36%)          | 26 553<br>(45%)               | 16%                                   | 2 497 750<br>(44%)          |
| South-East Asia       | 2 136 512<br>(10%)           | -8%                                  | 51 910 119<br>(14%)           | 5 237<br>(9%)                 | 41%                                   | 735 780<br>(13%)            |
| Western Pacific       | 1 407 547<br>(6%)            | 37%                                  | 15 573 280<br>(4%)            | 2 564<br>(4%)                 | 0%                                    | 167 347<br>(3%)             |
| Eastern Mediterranean | 596 306<br>(3%)              | 24%                                  | 18 827 862<br>(5%)            | 1 624<br>(3%)                 | 32%                                   | 321 124<br>(6%)             |
| Africa                | 125 605<br>(1%)              | -4%                                  | 8 059 088<br>(2%)             | 1 631<br>(3%)                 | -7%                                   | 164 002<br>(3%)             |
| <b>Global</b>         | <b>22 239 622<br/>(100%)</b> | <b>-2%</b>                           | <b>370 572 213<br/>(100%)</b> | <b>59 195<br/>(100%)</b>      | <b>9%</b>                             | <b>5 649 390<br/>(100%)</b> |

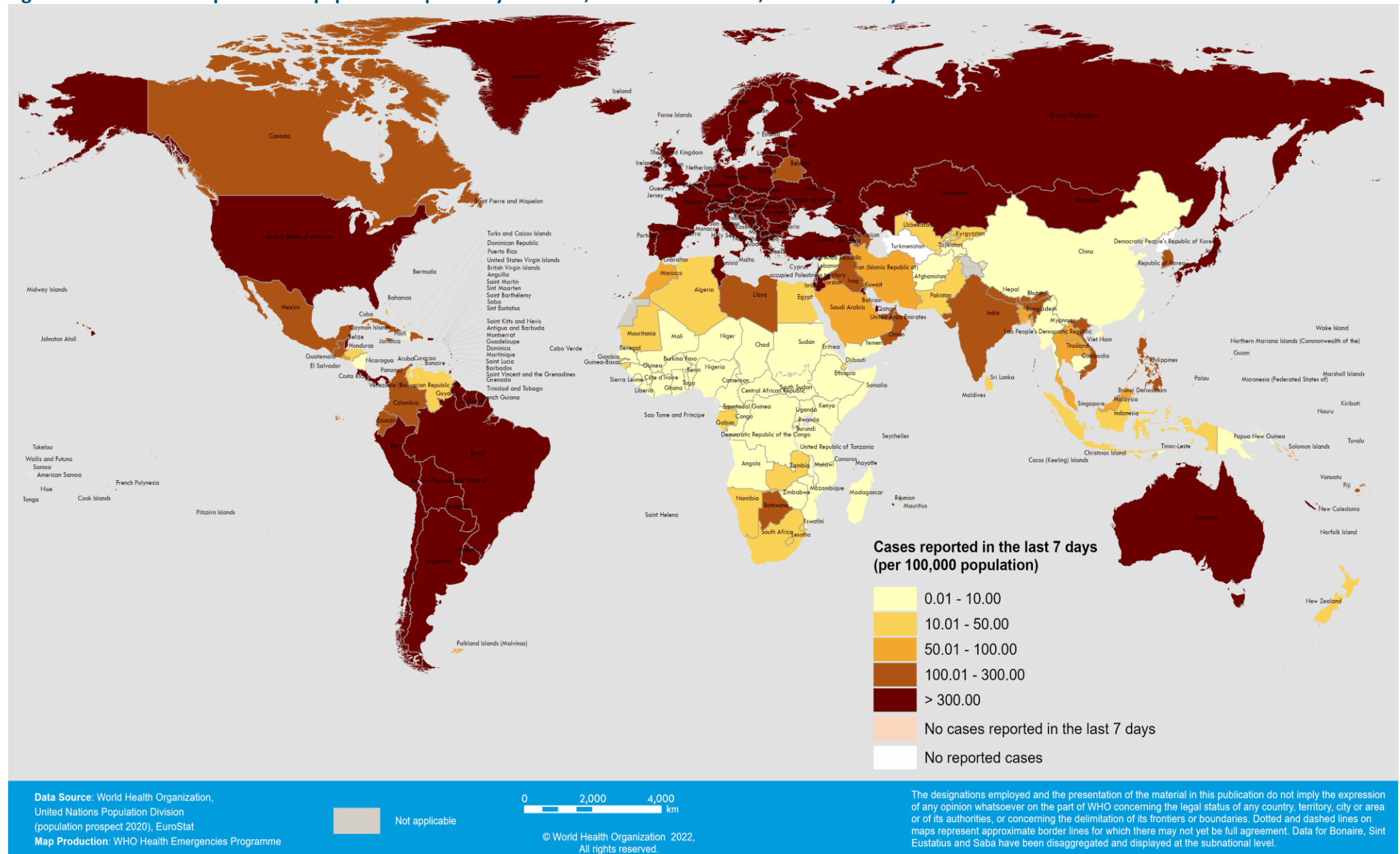
\*Percent change in the number of newly confirmed cases/deaths in the past seven days, compared to seven days prior

\*\*See [Annex 2: Data, table, and figure notes](#)

For the latest data and other updates on COVID-19, please see:

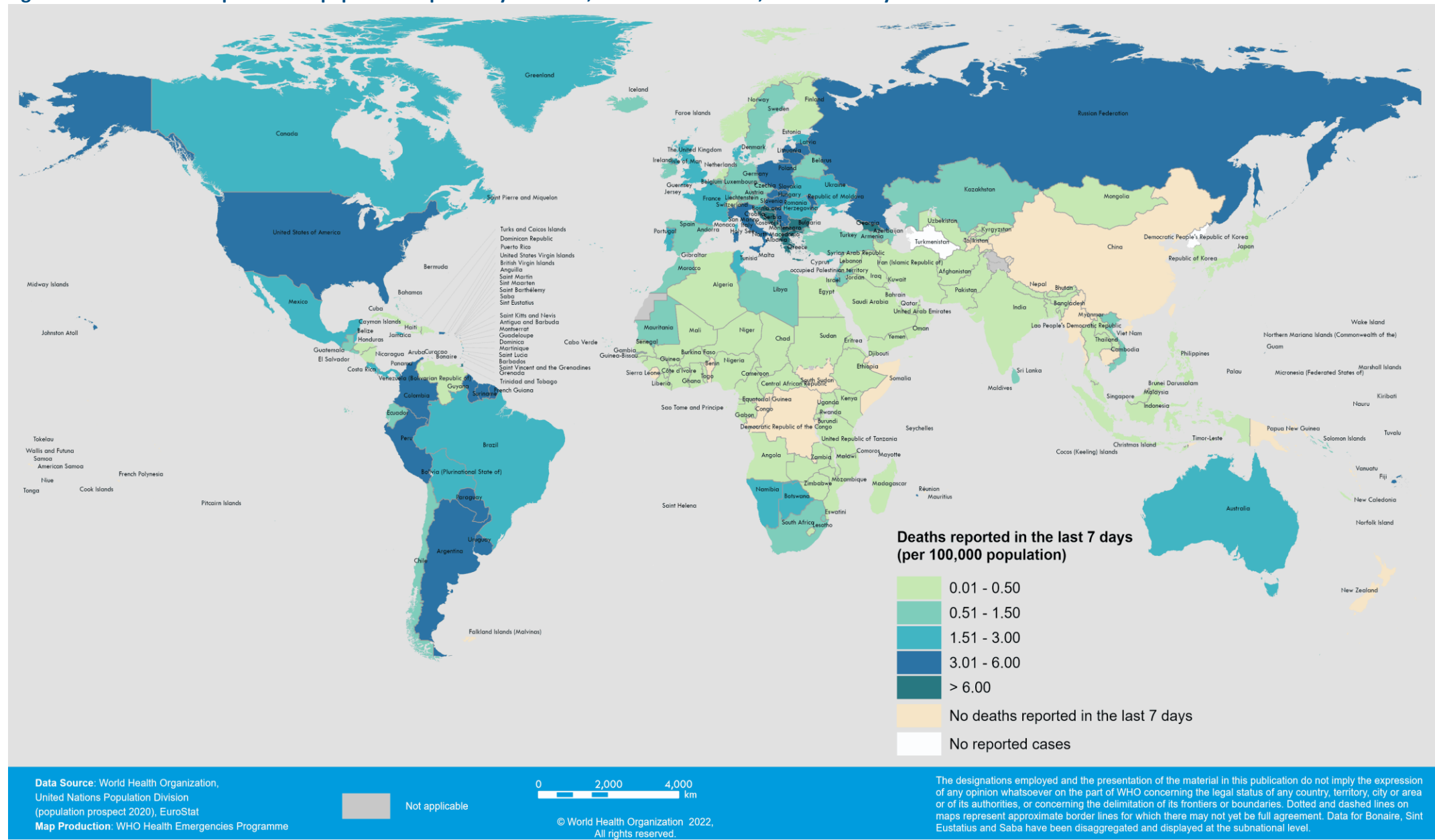
- [WHO COVID-19 Dashboard](#)
- [WHO COVID-19 Weekly Operational Update and previous editions of the Weekly Epidemiological Update](#)

Figure 2. COVID-19 cases per 100 000 population reported by countries, territories and areas, 24 – 30 January 2022\*\*



\*\*See Annex 2: Data, table, and figure notes

Figure 3. COVID-19 deaths per 100 000 population reported by countries, territories and areas, 24 – 30 January 2022\*\*



\*\*See Annex 2: Data, table, and figure notes

## Special Focus: Update on SARS-CoV-2 variants of interest and variants of concern

WHO, in collaboration with national authorities, institutions and researchers, routinely assesses if variants of SARS-CoV-2 alter transmission or disease characteristics, or impact effectiveness of vaccines, therapeutics, diagnostics or public health and social measures (PHSM) applied to control disease spread. Potential variants of concern (VOCs), variants of interest (VOIs) or variants under monitoring (VUMs) are regularly assessed based on the risk posed to global public health. As evidence becomes available, classifications of variants will be revised to reflect the continuous evolution of circulating variants and their changing epidemiology. Criteria for variant classification, and the current lists of VOCs, VOIs and VUMs, are available on the [WHO Tracking SARS-CoV-2 variants website](#). National authorities may choose to designate other variants of local interest/concern and are encouraged to investigate and report on the impacts of these variants.

### Geographic spread and prevalence of VOCs

The current global epidemiology of SARS-CoV-2 is characterized by the continued rapid global spread of the Omicron variant. All other variants, including VOCs (Alpha, Beta, Gamma and Delta) and VOIs (Lambda and Mu) continue to decline in all six WHO regions. Among the 433 223 sequences uploaded to [GISAID](#) with specimens collected in the last 30 days<sup>i</sup>, 403 991 (93.3%) were Omicron, 29 004 (6.7%) were Delta, four (<0.1%) were Gamma, three (<0.1%) were Alpha, one (<0.1%) was Beta and two (<0.1%) comprised other circulating variants (VOIs Mu and Lambda). To note, global VOCs distribution should be interpreted with due consideration of surveillance limitations, including differences in sequencing capacities and sampling strategies between countries, as well as delays in reporting.

### The Omicron variant

Since the designation of B.1.1.529 as a VOC on 26 November 2021, several Omicron lineages have been identified. These include Pango lineages BA.1, BA.1.1, BA.2 and BA.3, which are all being monitored by WHO under the umbrella of 'Omicron'. The common origin of these lineages has not yet been elucidated and it is not clear to date how and where the Omicron parental variant or the descendent lineages originated and further evolved.

The Omicron variant-defining constellation of mutations fully overlaps with Pango lineage BA.1 (including lineage BA.1.1), and this accounts for 96.4% of sequences submitted to GISAID as of 31 January 2022. Most evidence we have to date about Omicron is therefore based on this Pango lineage. A relative increase in the BA.2 variant, which differs from BA.1 in some of the mutations, including in the spike protein, has been observed in multiple countries. BA.2-designated sequences have been submitted to GISAID from 57 countries to date, with the weekly proportion of BA.2 relative to other Omicron sequences rising to over 50% during the last six weeks in several countries. Investigations into the characteristics of BA.2, including transmissibility, immune escape properties and virulence, should be prioritized independently (and comparatively) to BA.1 ([WHO Tracking SARS-CoV-2 variants website](#)). It is important to consider the relative proportions of BA.1 and BA.2 sequences in the context of the case incidence when interpreting the data.

WHO continues to monitor circulating and emerging variants and to identify and address relevant knowledge gaps through the development of coordinated, multi-layered surveillance, preparedness, and response strategies for addressing COVID-19.

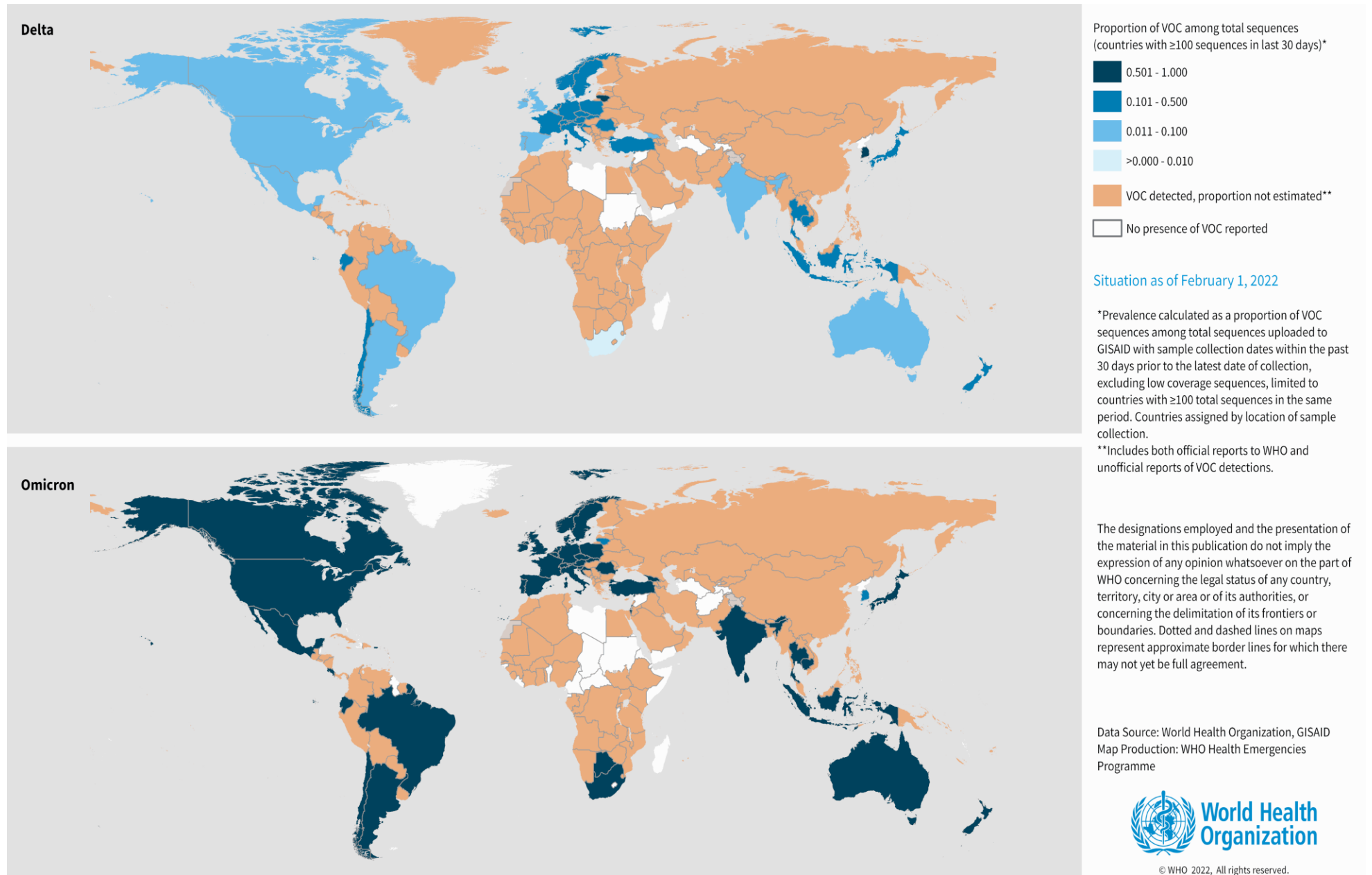
---

<sup>i</sup> Includes sequences submitted to [GISAID](#) with sample collected dates from 31 December 2021 to 29 January 2022 (last reported sample at the time of data extraction), excluding low coverage sequences)

**Additional resources**

- [Tracking SARS-CoV-2 Variants](#)
- [COVID-19 new variants: Knowledge gaps and research](#)
- [Genomic sequencing of SARS-CoV-2: a guide to implementation for maximum impact on public health](#)
- [Considerations for implementing and adjusting public health and social measures in the context of COVID-19](#)

Figure 4: Prevalence of variants of concern (VOCs) Delta and Omicron in the last 30 days, data as of 1 February 2022

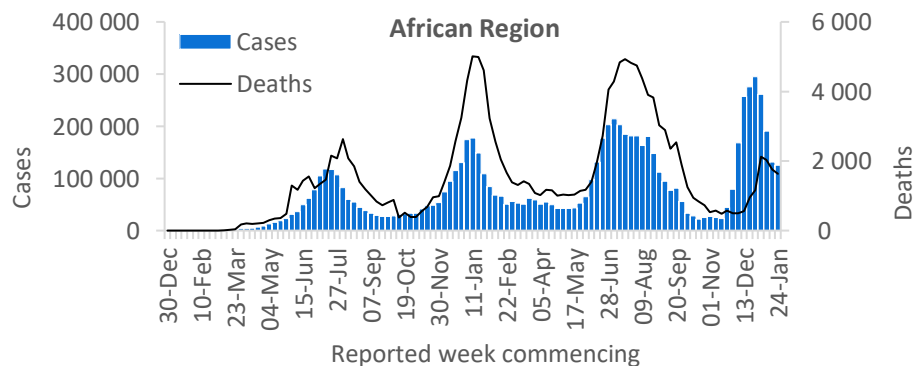


See also [Annex 2](#) for reported VOC detections by country/territory/area

## African Region

The African Region reported over 125 000 new cases, similar to the number reported during the previous week. This follows on from a decreasing trend in new cases that has been observed for over a month. However, six countries (12%) reported increases of 20% or greater, with the highest increases reported from the Central African Republic (410 vs 190 new cases, a 116% increase), Lesotho (277 vs 165 new cases, a 68% increase) and Algeria. The highest numbers of new cases continued to be reported from Réunion (46 914 new cases; 5240.0 new cases per 100 000 population; a 49% increase), South Africa (22 202 new cases; 37.4 new cases per 100 000; similar to the previous week's figures), and Algeria (14 774 new cases; 33.7 new cases per 100 000; a 63% increase).

The number of new weekly deaths continued to decline in the Region with over 1600 new deaths reported, a 7% decrease as compared to the previous week. The highest numbers of new deaths were reported from South Africa (842 new deaths; 1.4 new deaths per 100 000 population; a 7% increase), Ethiopia (91 new deaths; <1 new death per 100 000; a 13% decrease), and Algeria (74 new deaths; <1 new death per 100 000; similar to the previous week's figures).

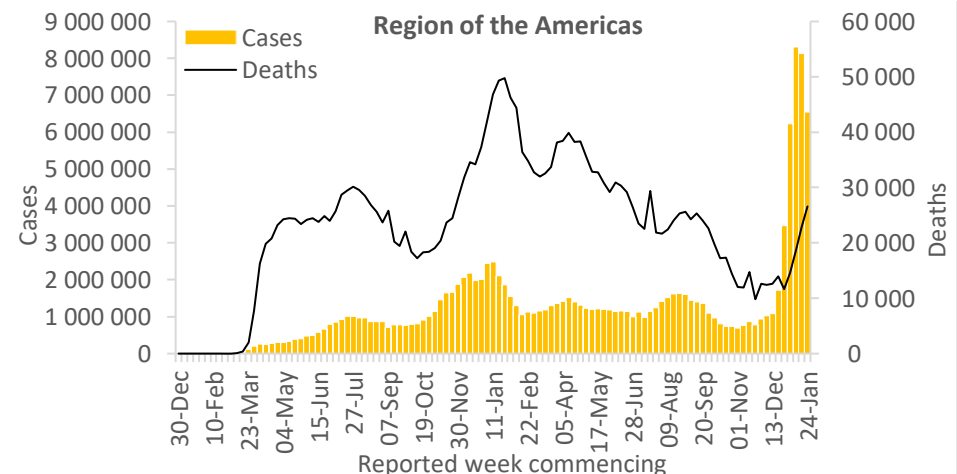


Updates from the [African Region](#)

## Region of the Americas

Since mid-January 2022, the Region of the Americas has continued to report a decrease in the number of new cases, with over 6.5 million cases reported this week, a 20% decrease as compared to the previous week. Only four countries reported increases of 20% or greater including: the Falkland Islands (3 vs 1 new case, a 200% increase), Chile (157 937 vs 82 574 new cases, a 91% increase), El Salvador (6250 vs 3435 new cases, an 82% increase) and Brazil. The highest numbers of new cases were reported from the United States of America (3 279 226 new cases; 990.7 new cases per 100 000; a 34% decrease), Brazil (1 283 024 new cases; 603.6 new cases per 100 000; a 56% increase), and Argentina (619 108 new cases; 1369.8 new cases per 100 000; a 19% decrease).

Over 26 000 new weekly deaths were reported in the Region, corresponding to a 16% increase as compared to the previous week. The highest numbers of new deaths continued to be reported from the United States of America (13 558 new deaths; 4.1 new deaths per 100 000; a 5% decrease), Brazil (3321 new deaths; 1.6 new deaths per 100 000; an 88% increase), and Mexico (2066 new deaths; 1.6 new deaths per 100 000; a 67% increase).



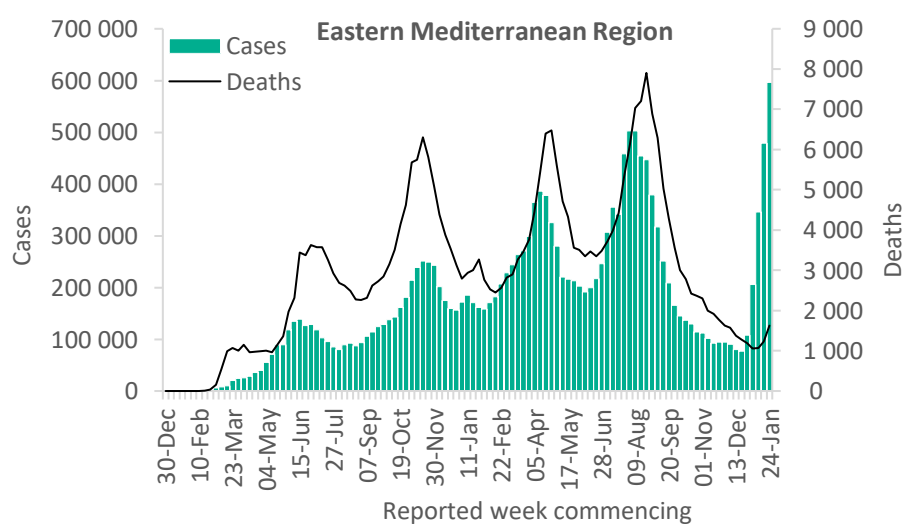
Updates from the [Region of the Americas](#)



## Eastern Mediterranean Region

Since the end of December 2021, the Eastern Mediterranean Region reported a continued increase in new cases. During the last week, over 596 000 new cases were reported, a 24% increase as compared to the previous week. Over half of the countries (13/22, 59%) reported increases of 20% or greater, with the highest increases reported from the occupied Palestinian territory (33 080 vs 7293 new cases; 354% increase), the Islamic Republic of Iran and Libya (16 399 vs 6692 new cases; a 145% increase). The highest numbers of new cases were reported from the Islamic Republic of Iran (76 837 new cases; 91.5 new cases per 100 000; a 189% increase), Jordan (63 153 new cases; 619.0 new cases per 100 000; a 72% increase), and Tunisia (54 346 new cases; 459.8 new cases per 100 000; an 18% decrease).

Over 1600 new weekly deaths were reported in the Region, a 32% increase as compared to the previous week. The highest numbers of new deaths were reported from Tunisia (275 new deaths; 2.3 new deaths per 100 000; a 55% increase), Egypt (236 new deaths; <1 new death per 100 000; a 14% increase) and Morocco (215 new deaths; <1 new death per 100 000; a 43% increase).

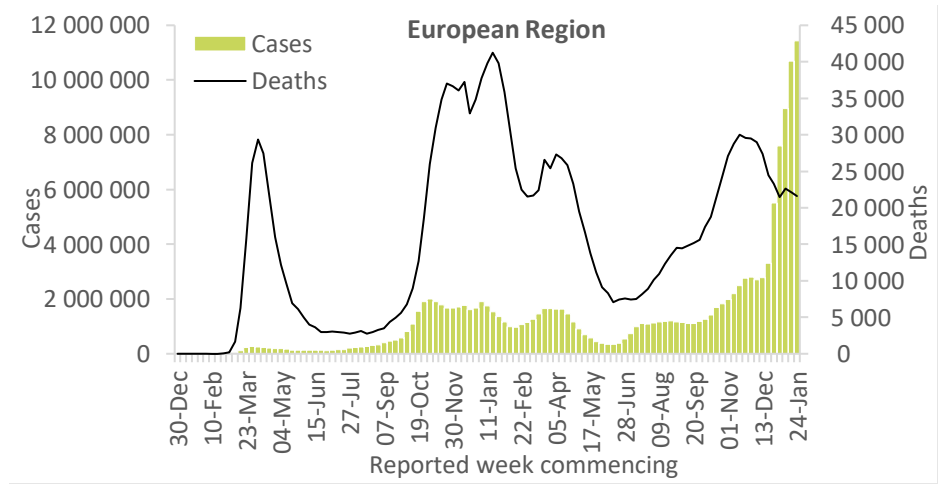


Updates from the [Eastern Mediterranean Region](#)

## European Region

Since mid-December 2021, the number of new cases has continued to rise, with the Region reporting over 11.4 million new cases this week, a 7% increase as compared to the previous week. Twenty-three countries (38%) reported an increase greater than 20%, with the highest increases reported from Armenia (14 722 vs 4094 new cases; a 260% increase), Azerbaijan (19 307 vs 7116 new cases; a 171% increase), and Tajikistan (143 vs 59 new cases; a 142% increase). The highest numbers of new cases were reported from France (2 357 129 new cases; 3624.2 new cases per 100 000; similar to the previous week's figures), Germany (1 055 768 new cases; 1269.5 new cases per 100 000; a 48% increase), and Italy (1 040 184 new cases; 1744.1 new cases per 100 000; a 16% decrease).

The number of weekly deaths in the Region remained similar to that of the previous week with over 21 000 reported. The highest numbers of new deaths were reported from the Russian Federation (4616 new deaths; 3.2 new deaths per 100 000; similar to the previous week's figures), Italy (2618 new deaths; 4.4 new deaths per 100 000; a 7% increase), and France (1881 new deaths; 2.9 new deaths per 100 000; a 19% increase).

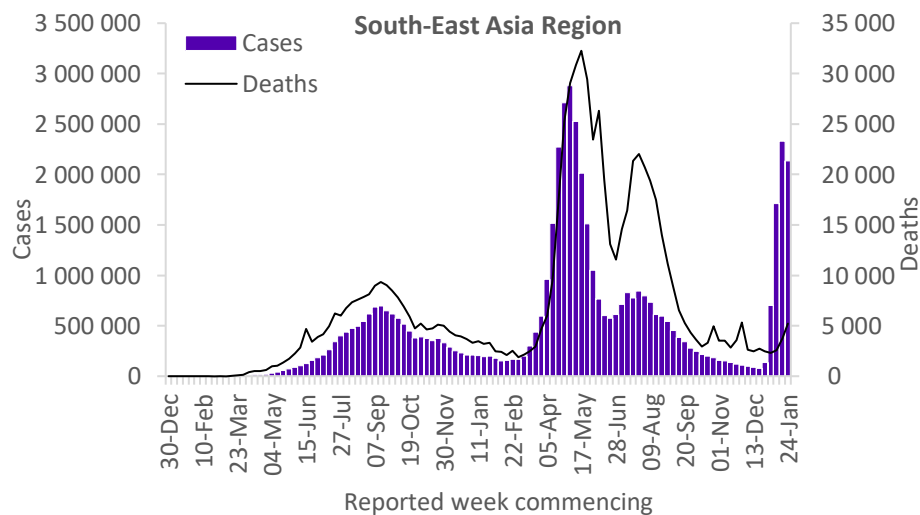


Updates from the [European Region](#)

## South-East Asia Region

Following an increase in the number of new cases over the past month, the number of new cases in the South-East Asia Region decreased, with over 2.1 million new cases reported this week, an 8% decrease as compared to the previous week. However, seven out of ten countries in the region reported an increase greater than 20% in the number of new weekly cases, with the largest increases reported from Timor-Leste (69 vs 5 new cases; a 1280% increase), Indonesia and Bangladesh. The highest numbers of new cases were reported from India (1 855 258 new cases; 134.4 new cases per 100 000; a 12% decrease), Bangladesh (100 196 new cases; 60.8 new cases per 100 000; a 49% increase), and Indonesia (56 807 new cases; 20.8 new cases per 100 000; a 286% increase).

The number of new deaths in the Region increased by 41% as compared to the previous week, with over 5200 new deaths reported. The highest numbers of new deaths were reported from India (4682 new deaths; <1 new death per 100 000; a 40% increase), Bangladesh (140 new deaths; <1 new death per 100 000; a 77% increase), and Thailand (125 new deaths; <1 new death per 100 000; a 17% increase).

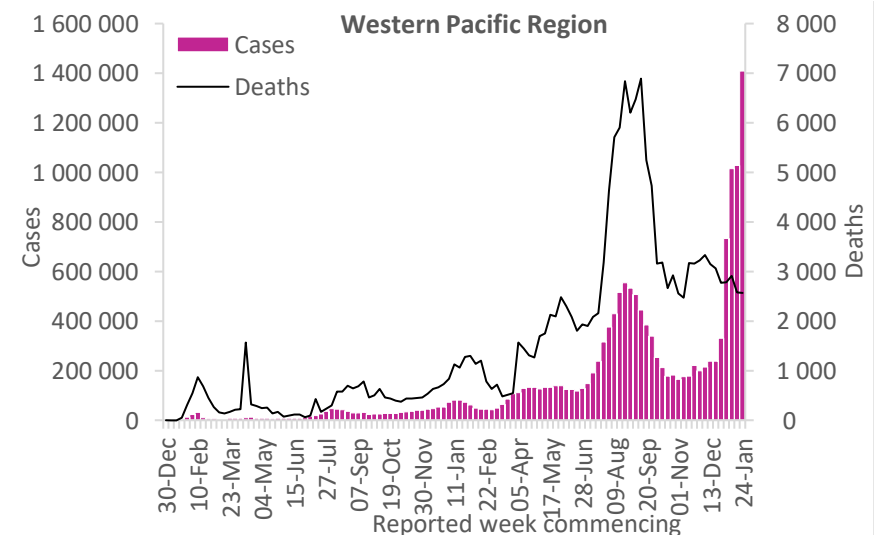


Updates from the [South-East Asia Region](#)

## Western Pacific Region

The number of new cases in Western Pacific Region increased by 37% as compared to the previous week, with over 1.4 million new cases reported. Half of the countries in the Region (n=14) reported increases of over 20% in new cases, with the highest proportional increases reported from Papua New Guinea (339 vs 81 new cases; a 319% increase), Kiribati (142 vs 39 new cases; a 264% increase) and Palau (1021 vs 319, a 220% increase). The highest numbers of new cases continued to be reported from Australia (499 935 new cases; 1960.5 new cases per 100 000; a 65% increase), Japan (463 354 new cases; 366.4 new cases per 100 000; a 73% increase), and the Philippines (141 339 new cases; 129.0 new cases per 100 000; a 36% decrease).

The number of new weekly deaths in the Region remained similar to that of the previous week, with over 2500 new deaths reported. The highest numbers of new deaths were reported from Viet Nam (951 new deaths; 1.0 new death per 100 000; an 15% decrease), Australia (565 new deaths; 2.2 new deaths per 100 000; a 31% increase) and the Philippines (465 new deaths; <1 new death per 100 000; a 15% decrease).



Updates from the [Western Pacific Region](#)

## Summary of the COVID-19 Weekly Operational Update

The [Weekly Operational Update](#) is a report provided by the COVID-19 Strategic Preparedness and Response Plan (SPRP) Monitoring and Evaluation team, which aims to update on the ongoing global progress against the [COVID-19 SPRP 2021](#) framework, and to highlight country-level actions and WHO support to countries. In this week's edition published on 1 February, highlights include the following:

- Receiving 230 Oxygen Cylinders in Suriname, donated by Germany and the Region of the Americas
- Holding the first mentors training in the World Health Emergencies Balkan Hub, marking one year of COVID-19 vaccination in India
- Setting up country support teams to scale up COVID-19 vaccination in the WHO African Region
- Supporting Iraq with over 20 tons of medical supplies to enhance national response to COVID-19 health challenges in the Kurdistan region
- Receiving COVID-19 vaccines in the Lao People's Democratic Republic, donated by the United States of America through the COVAX Facility
- Strengthening occupational health and safety in Japan during the pandemic
- Hosting the first Regional team member training at the Emergency Medical Teams (EMT) Training Centre for Africa
- Updates on WHO's financing to support countries on COVID-19 response implementation to suppress transmission, reduce exposure, and protect the vulnerable and save lives
- Progress on a subset of global indicators that demonstrate country and global progress to end the acute phase of the pandemic

## Technical guidance and other resources

- [WHO technical guidance](#)
- [WHO COVID-19 Dashboard](#)
- [WHO Weekly Operational Updates on COVID-19](#)
- [WHO COVID-19 case definitions](#)
- [COVID-19 Supply Chain Inter-Agency Coordination Cell Weekly Situational Update](#)
- [Research and Development](#)
- [Open WHO courses on COVID-19](#) in official UN languages and in [additional national languages](#)
- [WHO Academy COVID-19 mobile learning app](#)
- [The Strategic Preparedness and Response Plan](#) (SPRP) outlining the support the international community can provide to all countries to prepare and respond to the virus
- [EPI-WIN: tailored information for individuals, organizations, and communities](#)
- Recommendations and advice for the public:
  - [Protect yourself](#)
  - [Questions and answers](#)
  - [Travel advice](#)

# Annexes

## Annex 1. List of countries/territories/areas reporting variants of concern as of 01 February 2022

| Country/Territory/Area           | Alpha | Beta | Delta | Gamma | Omicron |
|----------------------------------|-------|------|-------|-------|---------|
| Afghanistan                      | ●     | -    | ●     | -     | -       |
| Albania                          | ●     | -    | ○     | -     | ○       |
| Algeria                          | ●     | -    | ●     | -     | ●       |
| Andorra                          | ○     | ○    | ○     | -     | -       |
| Angola                           | ●     | ●    | ●     | ●     | ●       |
| Anguilla                         | ●     | -    | ●     | -     | ●       |
| Antigua and Barbuda              | ●     | ●    | ●     | ●     | ●       |
| Argentina                        | ●     | ●    | ●     | ●     | ●       |
| Armenia                          | ●     | -    | ●     | -     | ●       |
| Aruba                            | ●     | ●    | ●     | ●     | ●       |
| Australia                        | ●     | ●    | ●     | ●     | ●       |
| Austria                          | ●     | ●    | ●     | ●     | ●       |
| Azerbaijan                       | ●     | -    | ○     | -     | ●       |
| Bahamas                          | ●     | -    | ●     | ●     | -       |
| Bahrain                          | ●     | ●    | ●     | ●     | ●       |
| Bangladesh                       | ●     | ●    | ●     | ○     | ●       |
| Barbados                         | ●     | -    | ●     | ●     | ●       |
| Belarus                          | ●     | -    | ○     | -     | ○       |
| Belgium                          | ●     | ●    | ●     | ●     | ●       |
| Belize                           | ●     | -    | ●     | ●     | -       |
| Benin                            | ●     | ●    | ●     | ●     | -       |
| Bermuda                          | ●     | ●    | ●     | -     | ●       |
| Bhutan                           | ●     | ●    | ●     | -     | ●       |
| Bolivia (Plurinational State of) | ●     | -    | ●     | ●     | ●       |
| Bonaire                          | ●     | -    | ●     | ●     | ●       |
| Bosnia and Herzegovina           | ●     | ●    | ○     | ●     | ○       |
| Botswana                         | ○     | ●    | ●     | -     | ●       |
| Brazil                           | ●     | ●    | ●     | ●     | ●       |

| Country/Territory/Area           | Alpha | Beta | Delta | Gamma | Omicron |
|----------------------------------|-------|------|-------|-------|---------|
| British Virgin Islands           | ●     | -    | ●     | ●     | ●       |
| Brunei Darussalam                | ●     | ●    | ●     | -     | ●       |
| Bulgaria                         | ●     | ●    | ●     | -     | ○       |
| Burkina Faso                     | ●     | ●    | ●     | -     | ●       |
| Burundi                          | ●     | ●    | ●     | -     | -       |
| Cabo Verde                       | ●     | ●    | ●     | -     | ●       |
| Cambodia                         | ●     | ●    | ●     | -     | ●       |
| Cameroon                         | ●     | ●    | ●     | ●     | -       |
| Canada                           | ●     | ●    | ●     | ●     | ●       |
| Cayman Islands                   | ●     | ●    | ●     | ●     | ●       |
| Central African Republic         | ●     | ●    | ●     | -     | -       |
| Chad                             | ●     | ●    | ●     | -     | -       |
| Chile                            | ●     | ●    | ●     | ●     | ●       |
| China                            | ●     | ●    | ●     | ●     | ●       |
| Colombia                         | ●     | -    | ●     | ●     | ●       |
| Comoros                          | ●     | ●    | ●     | -     | -       |
| Congo                            | ●     | ●    | ●     | ●     | ○       |
| Costa Rica                       | ●     | ●    | ●     | ●     | ●       |
| Croatia                          | ●     | ●    | ○     | ●     | ●       |
| Cuba                             | ●     | ●    | ●     | -     | ●       |
| Curaçao                          | ●     | ●    | ●     | ●     | ●       |
| Cyprus                           | ●     | ●    | ○     | -     | ●       |
| Czechia                          | ●     | ●    | ●     | ●     | ●       |
| Côte d'Ivoire                    | ●     | ●    | ○     | ●     | ○       |
| Democratic Republic of the Congo | ●     | ●    | ●     | -     | ●       |
| Denmark                          | ●     | ●    | ●     | ●     | ●       |
| Djibouti                         | ●     | ●    | ●     | -     | -       |

| Country/Territory/Area      | Alpha | Beta | Delta | Gamma | Omicron |
|-----------------------------|-------|------|-------|-------|---------|
| Dominica                    | ●     | -    | ●     | -     | -       |
| Dominican Republic          | ●     | -    | ●     | ●     | ●       |
| Ecuador                     | ●     | -    | ●     | ●     | ●       |
| Egypt                       | ●     | -    | ●     | -     | ●       |
| El Salvador                 | ●     | -    | ●     | ●     | ○       |
| Equatorial Guinea           | ●     | ●    | ●     | ●     | -       |
| Estonia                     | ●     | ●    | ○     | ○     | ●       |
| Eswatini                    | ●     | ●    | ●     | -     | ●       |
| Ethiopia                    | ●     | ●    | ●     | ○     | ●*      |
| Falkland Islands (Malvinas) | ●     | ●    | -     | -     | -       |
| Faroe Islands               | ●     | -    | -     | ●     | -       |
| Fiji                        | ○     | -    | ●     | -     | ●       |
| Finland                     | ●     | ●    | ●     | ●     | ●       |
| France                      | ●     | ●    | ●     | ●     | ●       |
| French Guiana               | ●     | ●    | ●     | ●     | ●       |
| French Polynesia            | ●     | ●    | ●     | ●     | ●       |
| Gabon                       | ●     | ●    | ●     | ●     | ○       |
| Gambia                      | ●     | ●    | ●     | ●     | ○       |
| Georgia                     | ●     | ○    | ●     | -     | ●       |
| Germany                     | ●     | ●    | ●     | ●     | ●       |
| Ghana                       | ●     | ●    | ●     | ●     | ●       |
| Gibraltar                   | ●     | -    | ○     | -     | ●       |
| Greece                      | ●     | ●    | ●     | ●     | ●       |
| Greenland                   | -     | -    | ●     | -     | -       |
| Grenada                     | ●     | -    | ●     | ●     | ●       |
| Guadeloupe                  | ●     | ●    | ●     | ●     | ●       |
| Guam                        | ●     | ●    | ●     | ●     | ●       |
| Guatemala                   | ●     | ●    | ●     | ●     | ●       |

| Country/Territory/Area           | Alpha | Beta | Delta | Gamma | Omicron |
|----------------------------------|-------|------|-------|-------|---------|
| Guernsey                         | -     | -    | -     | -     | ●       |
| Guinea                           | ●     | ●    | ●     | -     | ●       |
| Guinea-Bissau                    | ●     | ●    | ●     | -     | -       |
| Guyana                           | -     | -    | ●     | ●     | -       |
| Haiti                            | ●     | -    | ●     | ●     | -       |
| Honduras                         | ●     | -    | ●     | ●     | ●       |
| Hungary                          | ●     | ○    | ○     | ●     | ●       |
| Iceland                          | ●     | ●    | ●     | ●     | ●       |
| India                            | ●     | ●    | ●     | ●     | ●       |
| Indonesia                        | ●     | ●    | ●     | -     | ●       |
| Iran (Islamic Republic of)       | ●     | ●    | ●     | -     | ●       |
| Iraq                             | ●     | ●    | ●     | ●     | ●       |
| Ireland                          | ●     | ●    | ●     | ●     | ●       |
| Israel                           | ●     | ●    | ●     | ●     | ●       |
| Italy                            | ●     | ●    | ●     | ●     | ●       |
| Jamaica                          | ●     | -    | ●     | -     | ●       |
| Japan                            | ●     | ●    | ●     | ●     | ●       |
| Jordan                           | ●     | ●    | ●     | ●     | ●       |
| Kazakhstan                       | ●     | ○    | ●     | -     | ●       |
| Kenya                            | ●     | ●    | ●     | ●     | ●       |
| Kiribati                         | -     | -    | -     | -     | ●*      |
| Kosovo[1]                        | ●     | ○    | ○     | -     | ●       |
| Kuwait                           | ●     | ●    | ●     | -     | ●       |
| Kyrgyzstan                       | ●     | ●    | ●     | -     | ●       |
| Lao People's Democratic Republic | ●     | -    | ●     | -     | ○       |
| Latvia                           | ●     | ●    | ○     | ●     | ●       |
| Lebanon                          | ●     | -    | ●     | -     | ●       |
| Lesotho                          | ●     | ●    | ●     | -     | -       |
| Liberia                          | ●     | ●    | ●     | -     | -       |
| Libya                            | ●     | ●    | -     | -     | -       |
| Liechtenstein                    | ●     | -    | ○     | ○     | ○       |

| Country/Territory/Area                         | Alpha | Beta | Delta | Gamma | Omicron |
|--|-------|------|-------|-------|---------|
| Lithuania                                      | ●     | ●    | ○     | ●     | ●       |
| Luxembourg                                     | ●     | ●    | ●     | ●     | ●       |
| Madagascar                                     | ●     | ●    | -     | ○     | -       |
| Malawi   | ●     | ●    | ●     | -     | ●       |
| Malaysia                                       | ●     | ●    | ●     | -     | ●       |
| Maldives                                       | ●     | -    | ●     | -     | ●       |
| Mali   | ●     | ●    | ●     | -     | ○       |
| Malta  | ●     | ○    | ○     | ●     | ●       |
| Martinique                                     | ●     | ●    | ●     | ●     | ●       |
| Mauritania                                     | ●     | ●    | ●     | -     | ●       |
| Mauritius                                      | ●     | ●    | ●     | -     | ●       |
| Mayotte  | ●     | ●    | ○     | -     | ●       |
| Mexico   | ●     | ●    | ●     | ●     | ●       |
| Monaco   | ●     | ●    | ●     | -     | -       |
| Mongolia                                       | ●     | -    | ●     | -     | ○       |
| Montenegro                                     | ●     | -    | ○     | ○     | ○       |
| Montserrat                                     | ●     | -    | ●     | ●     | ●       |
| Morocco  | ●     | ●    | ●     | -     | ●       |
| Mozambique                                     | ●     | ●    | ●     | -     | ●       |
| Myanmar  | ●     | -    | ●     | -     | ●       |
| Namibia  | ●     | ●    | ●     | ●     | ●       |
| Nepal  | ●     | -    | ●     | -     | ●       |
| Netherlands                                    | ●     | ●    | ●     | ●     | ●       |
| New Caledonia                                  | ●     | -    | ●     | -     | ●       |
| New Zealand                                    | ●     | ●    | ●     | ●     | ●       |
| Nicaragua                                      | ●     | ●    | ●     | ●     | ●*      |
| Niger  | ○     | -    | ●     | -     | ●       |
| Nigeria  | ●     | ●    | ●     | -     | ●       |
| North Macedonia                                | ●     | ●    | ○     | -     | ○       |
| Northern Mariana Islands (Commonwealth of the) | ○     | -    | ●     | -     | -       |
| Norway   | ●     | ●    | ●     | ●     | ●       |

| Country/Territory/Area           | Alpha | Beta | Delta | Gamma | Omicron |
|----------------------------------|-------|------|-------|-------|---------|
| Occupied Palestinian Territory   | ●     | ●    | ●     | -     | ●       |
| Oman                             | ●     | ●    | ●     | -     | ●       |
| Pakistan                         | ●     | ●    | ●     | ●     | ●       |
| Palau                            | -     | -    | ○     | -     | -       |
| Panama                           | ●     | ●    | ●     | ●     | ●       |
| Papua New Guinea                 | -     | -    | ●     | -     | ●       |
| Paraguay                         | ●     | -    | ●     | ●     | ●       |
| Peru                             | ●     | -    | ●     | ●     | ●       |
| Philippines                      | ●     | ●    | ●     | ●     | ●       |
| Poland                           | ●     | ○    | ●     | ●     | ●       |
| Portugal                         | ●     | ●    | ●     | ●     | ●       |
| Puerto Rico                      | ●     | ●    | ●     | ●     | ●       |
| Qatar                            | ●     | ●    | ●     | -     | ●       |
| Republic of Korea                | ●     | ●    | ●     | ●     | ●       |
| Republic of Moldova              | ●     | -    | ●     | -     | ○       |
| Romania                          | ●     | ●    | ●     | ●     | ●       |
| Russian Federation               | ●     | ●    | ●     | ○     | ●       |
| Rwanda                           | ●     | ●    | ●     | -     | ●       |
| Réunion                          | ●     | ●    | ○     | ●     | ●       |
| Saba                             | -     | -    | ●     | -     | -       |
| Saint Barthélemy                 | ●     | -    | ●     | -     | ●       |
| Saint Kitts and Nevis            | -     | -    | ●     | -     | ○       |
| Saint Lucia                      | ●     | -    | ●     | -     | -       |
| Saint Martin                     | ●     | ●    | ●     | -     | ●       |
| Saint Pierre and Miquelon        | -     | -    | ●     | -     | -       |
| Saint Vincent and the Grenadines | -     | -    | ●     | ●     | ●       |
| Sao Tome and Principe            | ●     | ●    | ○     | -     | -       |
| Saudi Arabia                     | ●     | ●    | ●     | -     | ●       |
| Senegal                          | ●     | ●    | ●     | -     | ●       |
| Serbia                           | ●     | -    | ●     | ○*    | ○       |
| Seychelles                       | ●     | ●    | ●     | -     | ●       |

| Country/Territory/Area | Alpha | Beta | Delta | Gamma | Omicron |
|------------------------|-------|------|-------|-------|---------|
| Sierra Leone           | ●     | ●    | ●     | -     | ●       |
| Singapore              | ●     | ●    | ●     | ●     | ●       |
| Sint Maarten           | ●     | ●    | ●     | ●     | ●       |
| Slovakia               | ●     | ●    | ●     | -     | ●       |
| Slovenia               | ●     | ●    | ●     | ●     | ●       |
| Solomon Islands        | -     | -    | ●     | -     | ●       |
| Somalia                | ●     | ●    | ●     | -     | -       |
| South Africa           | ●     | ●    | ●     | ●     | ●       |
| South Sudan            | ●     | ●    | ●     | -     | ●       |
| Spain                  | ●     | ●    | ●     | ●     | ●       |
| Sri Lanka              | ●     | ●    | ●     | -     | ●       |
| Sudan                  | ●     | ●    | -     | ●     | -       |
| Suriname               | ●     | ●    | ●     | ●     | ●       |

| Country/Territory/Area   | Alpha | Beta | Delta | Gamma | Omicron |
|--------------------------|-------|------|-------|-------|---------|
| Sweden                   | ●     | ●    | ●     | ●     | ●       |
| Switzerland              | ●     | ●    | ●     | ●     | ●       |
| Thailand                 | ●     | ●    | ●     | ●     | ●       |
| Timor-Leste              | ●     | -    | ●     | -     | ●       |
| Togo                     | ●     | ●    | ●     | ●     | ●       |
| Trinidad and Tobago      | ●     | -    | ●     | ●     | ●       |
| Tunisia                  | ●     | ●    | ●     | -     | ●       |
| Turkey                   | ●     | ●    | ●     | ●     | ●       |
| Turks and Caicos Islands | ●     | -    | ●     | ●     | -       |
| Uganda                   | ●     | ●    | ●     | -     | ●       |
| Ukraine                  | ●     | ○    | ○     | -     | ●       |
| United Arab Emirates     | ●     | ●    | ●     | ●     | ●       |
| United Kingdom           | ●     | ●    | ●     | ●     | ●       |

| Country/Territory/Area             | Alpha | Beta | Delta | Gamma | Omicron |
|------------------------------------|-------|------|-------|-------|---------|
| United Republic of Tanzania        | ●     | ●    | ●     | ●     | ○       |
| United States Virgin Islands       | ●     | ●    | ●     | ●     | ●       |
| United States of America           | ●     | ●    | ●     | ●     | ●       |
| Uruguay                            | ●     | ●    | ●     | ●     | ●       |
| Uzbekistan                         | ●     | ●    | ○     | -     | ●       |
| Vanuatu                            | -     | -    | ●     | -     | -       |
| Venezuela (Bolivarian Republic of) | ●     | -    | ●     | ●     | ●       |
| Viet Nam                           | ●     | ●    | ●     | -     | ●       |
| Wallis and Futuna                  | ●     | -    | -     | -     | -       |
| Yemen                              | ●     | ●    | -     | -     | -       |
| Zambia                             | ●     | ●    | ●     | -     | ●       |
| Zimbabwe                           | ●     | ●    | ●     | -     | ●       |

\*Newly reported in this update. "●" indicates that information for this variant was received by WHO from official sources. "○" indicates that information for this variant was received by WHO from unofficial sources and will be reviewed as more information become available. \*\*Includes countries/territories/areas reporting the detection of VOCs among travellers (e.g., imported cases detected at points of entry), or local cases (detected in the community). Excludes countries, territories, and areas that have never reported the detection of a variant of concern. See also [Annex 2: Data, table, and figure notes](#)

## Annex 2. Data, table, and figure notes

Data presented are based on official laboratory-confirmed COVID-19 case and deaths reported to WHO by country/territories/areas, largely based upon WHO [case definitions](#) and [surveillance guidance](#). While steps are taken to ensure accuracy and reliability, all data are subject to continuous verification and change, and caution must be taken when interpreting these data as several factors influence the counts presented, with variable underestimation of true case and death incidences, and variable delays to reflecting these data at the global level. Case detection, inclusion criteria, testing strategies, reporting practices, and data cut-off and lag times differ between countries/territories/areas. A small number of countries/territories/areas report combined probable and laboratory-confirmed cases. Differences are to be expected between information products published by WHO, national public health authorities, and other sources.

Due to public health authorities conducting data reconciliation exercises that remove large numbers of cases or deaths from their total counts, negative numbers may be displayed in the new cases/deaths columns as appropriate. When additional details become available that allow the subtractions to be suitably apportioned to previous days, graphics will be updated accordingly. A record of historic data adjustment made is available upon request by emailing [epi-data-support@who.int](mailto:epi-data-support@who.int). Please specify the countries of interest, time period, and purpose of the request/intended usage. Prior situation reports will not be edited; see [covid19.who.int](https://covid19.who.int) for the most up-to-date data. COVID-19 confirmed cases and deaths reported in the last seven days by countries, territories, and areas, and WHO Region (reported in previous issues) are now available at: <https://covid19.who.int/table>.

‘Countries’ may refer to countries, territories, areas or other jurisdictions of similar status. The designations employed, and the presentation of these materials do not imply the expression of any opinion whatsoever on the part of WHO concerning the legal status of any country, territory, or area or of its authorities, or concerning the delimitation of its frontiers or boundaries. Dotted and dashed lines on maps represent approximate border lines for which there may not yet be full agreement. Countries, territories, and areas are arranged under the administering WHO region. The mention of specific companies or of certain manufacturers’ products does not imply that they are endorsed or recommended by WHO in preference to others of a similar nature that are not mentioned. Errors and omissions except, the names of proprietary products are distinguished by initial capital letters.

<sup>[1]</sup> All references to Kosovo should be understood to be in the context of the United Nations Security Council resolution 1244 (1999). In the map, the number of cases of Serbia and Kosovo (UNSCR 1244, 1999) have been aggregated for visualization purposes.